

- VDI
- BIGLIA
- BMT
- DOOSAN
- DMG MORI
- HAAS
- MAZAK
- NAKAMURA
- OKUMA
- TSUGAMI



*Maximum precision both for
turning, drilling and boring!*

STATIC TOOLS

Portautensili statici / Static Tools

INDICE - INDEX

STATIC TOOLS

	pages		pages
VDI		PORTA BARENO DOPPIO DOUBLE BORING BAR HOLDER	
DIN69880		STELO QUADRO RADIALE DOPPIO DOUBLE FACE AND OD HOLDER	
SEMILAVORATO BLANK		PORTA LAMA CUT-OFF HOLDER	from 6.23 to 6.28
RADIALE RADIAL		BARRA DI CONTROLLO CONTROL PIN	
RADIALE ROVESCiato UPSIDE DOWN RADIAL		BUSSOLE DI RIDUZIONE BORING BAR SOCKETS	
RADIALE LUNGO RADIAL LONG		BMT	
ASSIALE AXIAL		45	
ASSIALE ROVESCiato UPSIDE DOWN AXIAL		STELO QUADRO ASSIALE FACE AND ID CUTTING HOLDER	
ROVESCiato LUNGO LONG UPSIDE DOWN RADIAL		PORTABARENO BOARING BAR HOLDER	from 6.29 to 6.32
A SEDI MULTIPLE WITH MULTIPLE SEATS		STELO QUADRO RADIALE FACE AND OD CUTTING HOLDER	
ROVESCiato CON SEDI MULTIPLE UPSIDE DOWN WITH MULTIPLE SEATS		STELO QUADRO RADIALE DOPPIO 2 FACE AND OD CUTTING HOLDER	
WHISTLE NOTCH WHISTLE NOTCH HOLDER	from 6.13 to 6.22	PORTABARENO DOPPIO DOUBLE BOARING BAR HOLDER	
PER PUNTE AD INSERTI FOR INDEXABLE DRILL		BUSSOLE DI RIDUZIONE BORING BAR SOCKETS	
PER PUNTE AD INSERTI FOR INDEXABLE DRILL		55	
PORTAUTENSILI CONO MORSE VISE TAPER HOLDER		STELO QUADRO ASSIALE FACE AND ID CUTTING HOLDER	
PORTABARENO BOARING BAR HOLDER		STELO QUADRO RADIALE FACE AND OD CUTTING HOLDER	
MASCHIATORE DOPPIA COMPENSAZIONE TENSION & COMPRESSION TAPPING HEAD		STELO QUADRO RADIALE DOPPIO 2 FACE AND OD CUTTING HOLDER	
PORTA LAMA CUT OFF TOOL HOLDER		STELO QUADRO RADIALE QUADRUPLO 4 FACE AND OD CUTTING HOLDER	
PORTA LAMA ROVESCiato UPSIDE DOWN CUT OFF TOOL HOLDER		PORTABARENO BOARING BAR HOLDER	from 6.33 to 6.37
STRINGI BARRA BAR PULLER		PORTABARENO DOPPIO DOUBLE BOARING BAR HOLDER	
TAPPI ACCIAIO STEEL TURRET CUPS		PORTABARENO TRIPLO TRIPLE BOARING BAR HOLDER	
TAPPI PLASTICA PLASTC CUPS		PORTABARENO QUADRUPLO QUADRUPLE BOARING BAR HOLDER	
BUSSOLE DI RIDUZIONE BORING BAR SOCKETS		PORTA LAMA CUT OFF HOLDER	
BIGLIA		TAPPI ACCIAIO STEEL TURRET CUPS	
BMT 55		BUSSOLE DI RIDUZIONE BORING BAR SOCKETS	
STELO QUADRO RADIALE FACE AND OD HOLDER	from 6.23 to 6.28	65	
STELO QUADRO ASSIALE FACE AND ID CUTTING HOLDER		STELO QUADRO ASSIALE FACE AND ID CUTTING HOLDER	from 6.38 to 6.41
PORTA BARENO BORING BAR HOLDER		STELO QUADRO RADIALE FACE AND OD CUTTING HOLDER	

INDICE - INDEX

STATIC TOOLS

	pages		pages	
STELO QUADRO RADIALE DOPPIO 2 FACES AND OD CUTTING HOLDER	from 6.38 to 6.41	BMT 40	from 6.50 to 6.53	
PORTABARENO BOARING BAR HOLDER		STELO QUADRO ASSIALE / RADIALE AXIAL / RADIAL FACE AND CUTTING HOLDER		
PORTABARENO DOPPIO DOUBLE BOARING BAR HOLDER		PORTA BARENO BORING BAR TOOL HOLDER		
STELO QUADRO RADIALE QUADRUPLO 4 FACE AND OD CUTTING HOLDER		BMT 60	from 6.54 to 6.56	
PORTABARENO TRIPLO TRIPLE BOARING BAR HOLDER		STELO QUADRO ASSIALE / RADIALE AXIAL / RADIAL FACE AND CUTTING HOLDER		
PORTABARENO QUADRUPLO QUADRUPLE BOARING BAR HOLDER		PORTA BARENO BORING BAR TOOL HOLDER		
PORTA LAMA CUT OFF HOLDER		from 6.42 to 6.44	PORTABARENO DOPPIO DOUBLE BORING BAR	from 6.57 to 6.62
TAPPI ACCIAIO STEEL TURRET CUPS			BOLT-ON	
BUSSOLE DI RIDUZIONE BORING BAR SOCKETS	STELO QUADRO ASSIALE / RADIALE AXIAL / RADIAL FACE AND CUTTING HOLDER			
75	PORTA BARENO BORING BAR TOOL HOLDER			
STELO QUADRO ASSIALE FACE AND ID CUTTING HOLDER	from 6.45 to 6.46		PORTABARENO DOPPIO DOUBLE BORING BAR	
STELO QUADRO RADIALE FACE AND OD CUTTING HOLDER			BUSSOLE DI RIDUZIONE BORING BAR SOCKETS	
PORTABARENO BOARING BAR HOLDER				
STELO QUADRO RADIALE FACE AND OD CUTTING HOLDER				
TAPPI ACCIAIO STEEL TURRET CUPS				
BUSSOLE DI RIDUZIONE BORING BAR SOCKETS				
85				
STELO QUADRO ASSIALE FACE AND ID CUTTING HOLDER	from 6.47 to 6.49	DMG MORI		
STELO QUADRO RADIALE FACE AND OD CUTTING HOLDER		VDI 30		
PORTABARENO BOARING BAR HOLDER		PORTA BARENO BORING BAR HOLDER		
TAPPI ACCIAIO STEEL TURRET CUPS		VDI 40		
BUSSOLE DI RIDUZIONE BORING BAR SOCKETS		PORTA BARENO BORING BAR HOLDER		
DMG MORI	from 6.50 to 6.53			
VDI 30				
PORTA BARENO BORING BAR HOLDER				
VDI 40				
PORTA BARENO BORING BAR HOLDER				

INDICE - INDEX

STATIC TOOLS

	pages		pages
HAAS		PORTA BARENO DOPPIO DOUBLE BORING BAR HOLDER	
VDI		PORTA BARENO BORING BAR TOOL HOLDER	from 6.76 to 6.77
RADIALE / RADIALE ROVESCIAIO RADIAL / UPSIDE-DOWN RADIAL TOOLHOLDER		BUSSOLE DI RIDUZIONE BORING BAR SOCKETS	
PER PUNTE AD INSERTI FOR INDEXABLE INSERT DRILL	from 6.63 to 6.65	QUICK TURN NEXUS 2	
PORTBARENI BOARING BAR HOLDER		BMT	
ASSIALE ROVESCIAIO UPSIDE DOWN AXIAL TOOL HOLDER		PORTAUTENSILE A SFACCIARE TURNING TOOL HOLDER REV	from 6.73 to 6.75
PORTA PINZE ER COLLET CHUCK FOR ER COLLETS		PORTA BARENO BORING BAR HOLDER	
BMT 65		PORTAUTENSILE A SFACCIARE TURNING TOOL HOLDER REV	
STELO QUADRO ASSIALE FACE AND ID CUTTING HOLDER		ARRETRATO QUADRO TURNING TOOL HOLDER	
STELO QUADRO RADIALE FACE AND OD HOLDER		PORTA PUNTE U'DRILL HOLDER	
STELO QUADRO RADIALE DOPPIO FACE AND OD CUTTING HOLDER		VDI 40	
STELO QUADRO RADIALE QUADRUPLIO 4 FACE AND OD HOLDER	from 6.66 to 6.68	ARRETRATO QUADRO TURNING TOOL HOLDER	
PORTA BARENO BORING BAR HOLDER		DOPPIO QUADRO DOUBLE TURNING TOOL HOLDER	
PORTA BARENO DOPPIO DOUBLE BORING BAR HOLDER		PORTAUTENSILE A SFACCIARE TURNING HOLDER REV	
PORTA LAMA CUT OFF HOLDER		PORTALAMA CUT-OFF HOLDER	from 6.78 to 6.80
BUSSOLE DI RIDUZIONE BORING BAR SOCKETS		PORTA BARENO DOPPIO DOUBLE BORING BAR HOLDER	
MAZAK		PORTA BARENO DOPPIO DOUBLE BORING BAR HOLDER	
QUICK TURN NEXUS 1		PORTA BARENO BORING BAR TOOL HOLDER	
BMT		PORTA PUNTE U'DRILL TOOL HOLDER	
ARRETRATO QUADRO TURNING TOOL HOLDER	from 6.69 to 6.72	BUSSOLE DI RIDUZIONE BORING BAR SOCKETS	
PORTA BARENO BORING BAR HOLDER		QUICK TURN NEXUS 3	
PORTA PUNTE U'DRILL HOLDER		VDI 50	
PORTALAMA CUT-OFF HOLDER		ARRETRATO QUADRO TURNING TOOL HOLDER	
VDI 40		PORTA BARENO BORING BAR TOOL HOLDER	from 6.81 to 6.83
ARRETRATO QUADRO TURNING TOOL HOLDER		ARRETRATO QUADRO TURNING TOOL HOLDER	
DOPPIO QUADRO DOUBLE TURNING TOOL HOLDER	from 6.76 to 6.77	DOPPIO QUADRO DOUBLE TURNING TOOL HOLDER	
PORTAUTENSILE A SFACCIARE TURNING HOLDER REV		PORTALAMA CUT-OFF HOLDER	
PORTALAMA CUT-OFF HOLDER		PORTA PUNTE U'DRILL TOOL HOLDER	

INDICE - INDEX

STATIC TOOLS

	pages		pages
PORTA BARENO DOPPIO DOUBLE BORING BAR HOLDER	from 6.81 to 6.83	STELO QUADRO RADIALE FACE AND OD HOLDER	6.100
PORTAUTENSILE A SFACCIARE TURNING HOLDER REV		PORTA LAMA CUT OFF HOLDER	
QUICK TURN NEXUS		BUSSOLE DI RIDUZIONE BORING BAR SOCKETS	
SMART BMT 68	from 6.84 to 6.86	TSUGAMI	from 6.101 to 6.104
PORTA BARENO BORING BAR HOLDER		BMT 65	
STELO QUADRO RADIALE FACE AND OD HOLDER		STELO QUADRO RADIALE FACE AND OD HOLDER	
STELO QUADRO ASSIALE FACE AND ID CUTTING HOLDER		STELO QUADRO ASSIALE FACE AND ID CUTTING HOLDER	
BUSSOLE DI RIDUZIONE BORING BAR SOCKETS		STELO QUADRO RADIALE QUADRUPLO QUADRUPLE FACE & CUTTING TOOL HOLDER	
NAKAMURA	from 6.87 to 6.89	STELO QUADRO RADIALE DOPPIO DOUBLE FACE AND CUTTING TOOL HOLDER	
BMT 44		STELO QUADRO ASSIALE FACE AND ID CUTTING HOLDER	
STELO QUADRO RADIALE DOPPIO DOUBLE FACE AND CUTTING HOLDER		PORTA BARENO BORING BAR HOLDER	
PORTA BARENO BORING BAR HOLDER		PORTA LAMA CUT OFF HOLDER	
BMT 55	from 6.90 to 6.94	PORTA BARENO DISASSATO OFFSET BORING BAR HOLDER	
STELO QUADRO RADIALE FACE AND OD HOLDER		PORTA BARENO DOPPIO DOUBLE BORING BAR HOLDER	
PORTA BARENO BORING BAR HOLDER		PORTA INSERTI INSERT HOLDERS	
PORTA BARENO DOPPIO DOUBLE BORING BAR HOLDER		from 6.111 to 6.117	
BMT 65	from 6.95 to 6.96	PORTA INSERTI INSERT HOLDERS	
STELO QUADRO ASSIALE FACE AND ID CUTTING HOLDER			
PORTA BARENO BORING BAR HOLDER			
BUSSOLE DI RIDUZIONE BORING BAR SOCKETS			
OKUMA	from 6.97 to 6.99		
BMT 60 PLUS			
PORTA BARENO BORING BAR HOLDER			
STELO QUADRO RADIALE DOPPIO FACE AND OD CUTTING HOLDER			
BMT 60	6.100		
PORTA BARENO BORING BAR HOLDER			
STELO QUADRO ASSIALE FACE AND ID CUTTING HOLDER			

COMPATIBILITÀ STATICI

STATIC TOOLS COMPATIBILITY

In fase d'ordine specificare: **CoSTRUTTORE, MODELLO & N° POSIZIONE TORRETTA**

In case of order please specify **MACHINE BUILDER, MODEL & TURRET N°**

Costruttore Builder Brand	Torretta Turret	Modelli Macchina Lathe or turret Models	LP05 Pages
DIN5480	VDI	VDI 20, 25, 30, 40, 50, 60	
Accuway	VDI 30	UT-100 M	
Avia	VDI 30	30M	
Benzinger	VDI 20	DOLittle B2, TNC-S	
	VDI 25	TNI TCM - B4 Take 5 GO Future	
Dmg Mori	VDI 25	NZ Due, Tre, Quattro (VDI25) Sprint 50 CTX alpha VDI25	
	VDI 30	CTX 350 4A, 350 V6 (16 ST) T1 CTX 350 V6 CTX 350 V3/V4 NZ Due, Tre, Quattro CTX 2500 CTX alpha / beta CLX 350/450 V6 CTX beta VDI30 radial turret CTX alpha VDI30 radial turret Sprint 65 NZ 1500, 2000 NLX/ NL 1500,2000,2500 NEF 400 CTX beta VDI30 axial turret CTX alpha VDI30 axial turret CTV 160 CLX 350 V1/V3/V4, ecoTurn 310	
	VDI 40	TVDI40 T2 CTX beta/gamma 4A CTX beta CTX 2500 CLX 450/550/750 V6 CTX 510 CTX 450 / 510 ECOLINE CTX beta VDI40 axial turret CTX 2500 VDI40 axial turret CLX 450/550 V1/V3/V4, ecoTurn 450/510 NL/NLX 1500, 2000, 2500 Y/SY VDI40 NEF 600 CTX gamma VDI40 radial turret CTX gamma VDI40 axial turret CTX beta VDI40 radial turret CTV 200, 250, 315 linear CTV 160 VDI40	
	VDI 50	CTX gamma VDI50 radial turret CTX 750 V6 VDI50 CTX gamma VDI50 axial turret CTX beta VDI50 axial turret CLX/CTX 750 V1/ V3/V4, ecoTurn 650 CTV 400 linear	
Emco	VDI 25	Maxxturn 45 SM/SMY/G2 DIN5480 EMCOTURN 332MC DIN5480 Hyperturn 45 DIN5480 EMCOTURN E45 SM/SMY DIN5480 Hyperturn 45 (VDI25) EMCOTURN E45 SM/SMY (VDI25) EMCOTURN 332MC Maxxturn 45 M DIN5480	
	VDI 30	EMCOTURN E65 SM/SMY Maxxturn 65 SM Hyperturn 65 Vertical VT 160 Maxxturn 65 M Hyperturn* EMCOTURN E65 M/MY, S65 EMCOTURN E45 M/MY, S45 EMCOTURN 345-II Concept Turn 450 Maxxturn 65 SMY	
	VDI 40	Hyperturn 65/645/665 EMCOTURN E65 SM/SMY Vertical VT 250/260/400 Maxxturn 65 Hyperturn 95/110 Hyperturn 690 EMCOTURN E65 M/MY	
Force One	VDI 30	FCL-450TM/S, 550TM/S, 580TM	
	VDI 40	FCL-580TMS	
Gildemeister	VDI 25	Sprint 50 Twin 32 / 42 / 65	
	VDI 30	CTX 320 linear V3 CTX 320 linear V5 Twin 102 Twin 42 / 65 Frame size 2 Sprint 65 linear CTX 410 V6 CTX 410 V4 CTX 410 V3 CTX 400 E radial tooling turret CTX 320 linear V6 CTX 320 linear V4 CTX 310 V6 CTX 310 V4 CTX 310 V3 CTX 310 ECOLINE CTX 210 V3	Da 4.11 a 4.22
	VDI 40	Sprint 65 linear CTX 510 CTX 450 / 510 ECOLINE CTX 520 linear CTX 420 linear face tooling turret GMX 500 linear GMX 300 / 400 linear GMX 250 linear Twin 102 Twin 42 / 65 Frame size 2 CTX 420 linear radial tooling turret CTX 520 linear with Y-axis	
	VDI 50	CTX 620 linear CTX 650 ECOLINE	
Hardinge	VDI 40	GS 200, 250 MSY	
Hurco	VDI 30	TMM 8	
	VDI 40	TMX 8, TMX10 MY/MYS TMM 10	
Hyundai WIA	VDI 30	L150 SY	
	VDI 40	SKT210SY L200, 250Y/SY / SKT200, 250Y/SY	
Jyoti	VDI 40	TMX 200 TMC 350	
Kovosvit Mas	VDI 30	SP180 SMC, SY SP180 MC, Y	
	VDI 40	SP280 SMC, SY SP280 MC, Y	
Monforts	VDI 40	RNC 400, 500 with subspindle DNC 500, MHC, MNC 500 (Turret 2)	
Mylas	VDI 25	DT42/52/65 sub turret	
	VDI 30	DT42/5/65 main turret (VDI) GT42/52 main turret (VDI) DY42/52/60 main turret (VDI)	
Niles Simmons	VDI 60	N 40/50 N 30	
Romi	VDI 40	G 30M	
	VDI 50	G 50M	
Sauter	VDI 20	Axial VDI 20, DIN 5480, W10	
	VDI 25	Radial VDI 25, DIN 5480	
	VDI 30	Axial VDI 30, DIN 5480, right Radial VDI 30, L2=100 Radial VDI 30, DIN 5480, LF=100 Radial VDI 30, DIN 5480, LF=85	
	VDI 40	Axial VDI 40, DIN 5480, right Axial VDI 40, DIN 5480, left Radial VDI 40, DIN 5480, LF=100 Radial VDI 40, DIN 5480, LF=120	
	VDI 50	Axial VDI 50, DIN 5480, right Axial VDI 50, DIN 5480, left Radial VDI 50, DIN 5480	

COMPATIBILITÀ STATICI

STATIC TOOLS COMPATIBILITY

In fase d'ordine specificare: **CONSTRUTTORE, MODELLO & N° POSIZIONE TORRETTA**

In case of order please specify **MACHINE BUILDER, MODEL & TURRET N°**

Costruttore Builder Brand	Torretta Turret	Modelli Macchina Lathe or turret Models	LP05 Pages
Sauter	VDI 60	Axial VDI 60, DIN 5480, right Radial VDI 60, DIN 5480	
	VDI 30	VTurn-A16/20SCV, YCV, YSCV VTurn-A16/20CV VTurn II-16/20YCV VTurn II-16/20CV	Da 4.11 a 4.22
Victor	VDI 40	VTurn-A26SCV, YCV, YSCV VTurn-A26CV VTurn II-23/26CV VTurn II-23/26BCV, YCV	
	VDI 50	VTurn-V760CV VTurn-36/40/46CV	
DIN5482	VDI	VDI 20, 30, 40, 50	
Colchester	VDI 30	Tornado T6M, 120M	
	VDI 40	Tornado T8M, 220M	
Gildemeister	VDI 30	CTX 400 E axial turret CTX 310 eco	
	VDI 40	CTX 510 eco	
Hyundai WIA	VDI 40	L150, 210 LMA/LMSA / SKT15, 21LM	
Monforts	VDI 40	RNC 400, 500, 600 without subspindle MNC 500 (Turret 1)	
	VDI 50	RNC 700, MNC 1000 (VDI50)	
	VDI 60	RNC 700, MNC 1000 (VDI60)	Da 4.23 a 4.30
Sauter	VDI 30	Axial VDI 30, DIN 5482, left Axial VDI 30, DIN 5482, right	
	VDI 40	Axial VDI 40, DIN 5482, right Axial VDI 40, DIN 5482, left	
	VDI 50	Axial VDI 50, DIN 5482, right Axial VDI 50, DIN 5482, left	
	VDI 60	Axial VDI 60, DIN 5482, right Axial VDI 60, DIN 5482, left	
Spinner	VDI 30	TC 52, 65 MC (Sauter turret)	
Traub	VDI 30	TNA 300	
	VDI 40	TNA 400	
Victor	VDI 40	VTurn-V560CV	
	VDI 50	VTurn-36CV	
BARUFFALDI	VDI	VDI 20, 30, 40, 50, 60	
Baruffaldi	VDI 20	VDI 20, TBMA/TBYA 100/120, right	
	VDI 30	VDI 30, TBMR/TBYR 160/200, left VDI 30, TBMA/TBYA 120/160, right	
	VDI 40	VDI 40, TBMR/TBYR 200/250, left VDI 40, TBMA/TBYA 160/200, right	
	VDI 50	VDI 50, TBMR/TBYR 250, left VDI 50, TBMA/TBYA 200/250, right VDI 50, TBMA/TBYA 200/250, left	
	VDI 60	VDI 60, TBMR/TBYR 320, right VDI 60, TBMA/TBYA 250/320, right VDI 60, TBMA/TBYA 250/320, left	
Cmz	VDI 50	TBI-520 A/B/C -MC	Da 4.31 a 4.40
Ecoca	VDI 20	SJ-20MC	
Johnford	VDI 30	SL-20, 30, 35, 40/C	
	VDI 40	SL-50, 60, 65/C	
	VDI 50	ST-40, 60, 70, 80 A/B/C ST-100, 130, 160, 200, 240 A/B SL-70, 80, 100, 120 /C HT-40, 60, 80 /C (2/4 Axis)	
	VDI 60	ST-100, 130, 160, 200, 240 C/D	
Spinner	VDI 30	TC 600 axial turret VDI30 TC 600 SMCY (Baruffaldi turret) TC 600 MCY TC 600 MC VDI30 TC 400	
	VDI 40	TC 800 MCY TC 800 MC TC 600 MC	
	VDI 50	TC 77, 110 SMC TC 77, 110 MCY TC 800 MCY TC 77, 110 MC TC 800 SMC	
DIN1809	VDI	VDI 20, 25, 30, 40, 50, 60	
Biglia	VDI 30	B42	
Doosan	VDI 40	Puma S400 M	
Emag	VDI 40	VSC 200, 250 VLC 250 VL 2, 3, 4, 5, 6, 7	Da 4.41 a 4.49
	VDI 50	VSC 315, 400, 500, 7, VL 7, 8	
Emco	VDI 20	ET 342 TCM - DIN1809 version	
	VDI 30	EMCOMAT E300	

COMPATIBILITÀ STATICI

STATIC TOOLS COMPATIBILITY

In fase d'ordine specificare: **COSTRUTTORE, MODELLO & N° POSIZIONE TORRETTA**
 In case of order please specify **MACHINE BUILDER, MODEL & TURRET N°**

Costruttore Builder Brand	Torretta Turret	Modelli Macchina Lathe or turret Models	LP05 Pages
Emco	VDI 50	EMCOTURN 700 MC EMCOTURN 800 MC	
	VDI 60	EMCOTURN 900 MC Maxxturn 200 (VDI60)	
Gildemeister	VDI 20	CTX 200 - DIN1809 version	
Hardinge	VDI 40	GS 200, 250 MSY	
	VDI 30	TMM 8i	
Hurco	VDI 40	TMM 10i TMX 8, TMX10 MY/MYS	
	VDI 50	TMM 12i	
Hwacheon	VDI 40	Cutex 240 SMC	
Hyundai WIA	VDI 40	L280LM / SKT28LM	
Jyoti	VDI 30	AX 200 ATM 160	
	VDI 40	AX 300	
Kovosvit Mas	VDI 50	MAS SP430, KL435 MC/Y SP430 MC, Y	Da 4.41 a 4.49
Leadwell	VDI 30	T-6M	
	VDI 40	T-8M	
Romi	VDI 30	GL 240/250M	
	VDI 40	GL 280/300M	
Schaublin	VDI 20	125 CCN R-TM	
	VDI 30	180-CCN 140-CNC, 140-R-CNC	
Takamaz	VDI 40	XY-2000 PLUS	
Takisawa	VDI 40	TY-2000 TS-3000, 4000, 5000 T15 TNR-200, 250 TMM-200, 250	
Victor	VDI 30	VTurn II-16/20CV	
	VDI 40	VTurn II-23/26CV	
Ycm	VDI 30	GT 200 MA (VDI turret)	
BIGLIA	BMT	BMT31, 40, 55	
Biglia	BMT31	B1000-B1000M	Da 5.21 a 5.28
	BMT40	BMX 45 Y2 B436, B438	
	BMT55	B750, B1250 (12 station turret) Quattro B445, B470 BV210, BV315 B750, B1250 (16 station turret) B620 B301, B501, B650, B658, B1200 B446 T2, B465 T2 B446 T3, B465 T3, B545, B565, B745, B765	
DOOSAN	BMT	BMT45, 55, 65, 75, 85	
Dn Solutions	BMT45	Puma MX1600 ST Lynx 2100 M/MS/LY/LSY Puma TT1300 SY/SYY	
Doosan		Lynx 220 LMS/LY/LSY Puma TT1300 SY/SYY Puma MX1600 ST Lynx 220 M/LM Lynx 2100 M/MS/LY/LSY	
Emco		Maxxturn 65 SMY Hyperturn 45/50	
Haas		ST-10/15Y	
Hanwha		STL42 H/N/NH(Y3) STL32/35/38H(Y3)	
Hardinge		TA-42,51 (BMT45-16T) H-51, TT-42/51 (12 station) T-42,51 (BMT45-16T) Conquest H51 (16 station) H-51, TT-42,51 (BMT45-16T) T-42,51 (BMT45-12T)	
Hwacheon		Hi-Tech 230 YSMC (20ST, BMT45) Cutex 180 MC/SMC/YMC/YSMC (16 station)	Da 5.29 a 5.33
Hyundai WIA		SE2200M/MS/LSY	
Jyoti		TMC 250, 350 AX 200	
Mylas		DT42/52/65 main turret GT42/52 main turret DY42/52/60 main turret	
Nexturn		NST56/67	
Romi		GL 250Y/S	
Samsung (Smec)		NS 2100 SY NS 2000M/LM, PL 1600, 2000M	
Spinner		TC 600 SMCY TC 300, TTC 300 SMMCY	
Takamaz		XYT-51	

COMPATIBILITÀ STATICI

STATIC TOOLS COMPATIBILITY

In fase d'ordine specificare: **CoSTRUTTORE, MODELLO & N° POSIZIONE TORRETTA**
 In case of order please specify **MACHINE BUILDER, MODEL & TURRET N°**

Costruttore Builder Brand	Torretta Turret	Modelli Macchina Lathe or turret Models	LP05 Pages
Takisawa Taiwan		FX-1500	
Tornos	BMT45	SwissDECO 36 TB	Da 5.29 a 5.33
Victor		VTurn-NP16CM	
Accuway		UT-100, 200 Y	
Alex-Tech		VT-27G, 30-33BLMC	
Dn Solutions		Puma TW2600 M Puma TT1800, 2100 MS/SY/SYY Puma SMX2100 ST Puma MX1600, 2100 ST Puma TL2000, 2500 M Puma DNT 2100, 2600 Puma 2100,2600(II) M/M/S/Y/SY Puma 2100, 2600 Y/SY (16ST, BMT55) Lynx 300 M,2600 Y, Puma GT2100,2600 M Lynx 2600 Y/SY (16ST) Lynx 2600 SY (12ST)	
Doosan		Puma SMX2100 ST Puma 2100,2600 Y/SY, Lynx 2600 Y/SY (16ST, BMT55) Lynx 2600 Y/SY (16ST) Lynx 2600 SY (12ST) Puma TW2600 M Puma TT1500, 1800 MS/SY Puma TL2000, 2500 M Puma MX1600, 2100 ST Puma 230, 240, 280 M/MS/LM Puma 2100,2600(II) M/M/S/Y/SY Puma 2100, 2600 Y/SY (16ST, BMT55) Puma 1500,2000,2500 M/M/S/Y/SY Lynx 300 M, 2600Y, Puma GT2100, 2600 M	
Emag		VT 2, VTC 100-4, VL 2 P (BMT55-83) VL 4-V3 (BMT55-100 turret size 360) VL 4-V2 (BMT55-83 turret size 330) VL 3, 5 Duo (BMT55-100) VL 2, VLC 100 (BMT55-83) VL 2, 4 (BMT 55 High Performance)	
Emco		Maxxturn 95 (BMT55-83) Maxxturn 65 M/MY/SM/SMY (BMT55-83) Hyperturn 65 (BMT55-83)	
Goodway	BMT55	GTX/GTZ-2000, 2600 M/Y (16 station)	Da 5.34 a 5.35
Hardinge		TA-42,51 (BMT55-12T) H-51 T-51/65 Conquest H51 (12 station)	
Hwacheon		VT 450 MC Cutex 160, 180 MC/SMC/YMC/YSMC	
Hyundai WIA		SE2600M SKT160, 180TTMS/TTSY LM1600, 1800, 2200 TTMS/TTSY L160, 230MA/LMA/LMSA HD2200, 2600M/Y/SY	
Jyoti		AX 300	
Leadwell		T-7i M/SM	
Mazak		QT-Ez 8, 10, 12 M/MY/MSY	
Romi		GL 300Y/S	
Samsung (Smec)		NS 2600 SY NS 1600 T2Y2 SL 1500, 2000M/SY PL 250V/VM PL 240LM	
Smart		NL 2000 M/BM/SY/BSY	
Takamaz		XYT-51, 65 XT-8MY	
Takisawa Taiwan		UX-2000	
Tongtai		TD-2000, 2500Y	
Victor		VTurn-A260YCM, YSCM (16ST, BMT55) VTurn-Q200 VTurn-NP20CM, S20CM VTurn-A16/20CM/200CM, SCM, YCM, YSCM	
Ycm		NTC-1600, 2000 M/LM/LS/Y/LY/LSY	
Accuway		UZ-2000 T2Y UT-300 Y	
Dn Solutions		Puma V400 M Puma DNT 2100, 2600 Puma TT2500 MS/SY Puma MX2600 T/ST Puma SMX2600, 3100 ST Puma GT3100 M Puma 3100 M/Y/SY Puma 2100,2600(II) M/M/S/Y/SY	
Doosan		Puma GT3100 M Puma VT450 M, VT450 M-2SP Puma V400 M Puma V400 Puma TT2000, 2500 MS/SY Puma SMX2600, 3100 ST Puma MX2000, 2500, 2600 T/ST/SY Puma Invertturn 3000 M Puma 3100 M/Y/MY Puma 300 M/MS Puma 2100,2600(II) M/MS/Y/SY	
Ecoca	BMT65	MT-3/MT-4 MC/MCSY	Da 5.36 a 5.37
Emag		VM 9, VMC 450 (BMT65-110) VL 6 (BMT65-95 High Performance) VL 6 (BMT65-110)	
Emco		Maxxturn 110 Hyperturn 100 Powermill Hyperturn 95/110 SMB/SM2Y	
Focus		CNC FBL-300MC	
Goodway		GLS-2800, 3000, 3300 M/Y/MS/YS GTH-2000, 2600 M GTX/GTZ-2000, 2600 M/Y (12 station) GS-2000 - 3300 M/Y/MS/YS (16 station) GMT-2000 GMS-2000 ST (15 station) GLS 2800-3300 M/Y/MS/YS	
Haas		ST-20/25/28/30/35, DS-30 DS-30 (BMT65 turret)	
Hardinge		GS-65 Elite 65 M Ultra	
Hurco		TMX 8, TMX10 MY/MYS	

COMPATIBILITÀ STATICI

STATIC TOOLS COMPATIBILITY

In fase d'ordine specificare: **COSTRUTTORE, MODELLO & N° POSIZIONE TORRETTA**
 In case of order please specify **MACHINE BUILDER, MODEL & TURRET N°**

Costruttore Builder Brand	Torretta Turret	Modelli Macchina Lathe or turret Models	LP05 Pages
Hwacheon		VT 450 MC Hi-Tech 230 SMC/YSMC T2 MC/SMC/YMC/YSMC Hi-Tech 350, 450 MC/SMC/YMC/YSMC Hi-Tech 230 MC/YMC Hi-Tech 200 MC Cutex 240 MC/SMC	
Hyundai WIA		HD2600, 3100M/Y/YA/SY/SYA HD2600, 3100M/Y/SY WIA SKT250, 300M/MS SKT200, 250TTM/MS/SY LV450RM/LM LM2000, 2500TTM/TTMS/TTSY L300MA/MC/LMA/LMC/MSA/MSC/LMSA L2100Y/SY L2000, 2600, 3000Y/LY/SY/LSY	
Johnford		SL-60, 65	
Jyoti		TMC 500-2000 C	
Leadwell		LTC-25iM	
Romi	BMT65	GL 350M/Y/S	from 6.35 to 6.52
Samsung (Smec)		SL 2000 T2Y2 SLV 500M SL 2500Y/SY, PL 2000, 2500Y/SY SL 3500 M/Y, PL 20-35M, 2000-2500MS	
Smart		NL 3500 Y NL 3500 SY/BSY NL 2500, 3000 M/BM/Y/SY	
Spinner		TTS 85, 125 TC 800 SMCY	
Takisawa Taiwan		NX-2500 T15 NX-2500 T12 LX-2500, 3000M/Y NEX-110Y	
Tongtai		TMT 2000 (BMT65, turret 1, 3) TCS-1500, 2000, 2500 TMT 2000 TD-2000, 2500Y TNL-120T	
Victor		VTurn-A26/260SCM, YSCM (12ST, BMT65) VTurn-S26CM VTurn-A26SCM, YSCM	
Wele		HL-200YS	
Dn Solutions		Puma V8300 M (ATC) Puma V8300 M Puma 4100, 5100 M/LM/LY	
Doosan		Puma V550, 8300 M (ATC) Puma VT750 M, M-2SP Puma V550, 8300 M Puma 4100, 5100 M/LM/LY Puma 400, 480, 500 M/LM	
Haas		ST-40/45Y	
Hwacheon		Hi-Tech 650 MC/YMC VT 550, 650 MC Hi-Tech 700 MC Hi-Tech 550 MC	
Hyundai WIA	BMT75	LV500, 8500RM/LM LV500RM/LM SKT400M/LMC LV800RM/LM SKT-V80RM/LM L400,4000,5100M/LM/MC/LMC/LY	from 6.35 to 6.52
Romi		GL 450M/Y	
Samsung (Smec)		SL 4000, 4500, 5500M, SL4500LY PL 45M/LY SLV 800M, PL 800VM	
Smart		NL 4000, 5000 M/LM/LY	
Takisawa Taiwan		LA-350,450 M/Y	
Victor		VTurn-V760CM VTurn-S36CM VTurn-40/45 CM, YCM	
Baruffaldi		TBMR/TBYR 320	
Dn Solutions		Puma VT1100 M Puma VT900 M, V9300 M Puma 600, 700, 800 M/LM/LY	
Doosan		Puma VT900 M, M-2SP, V9300 M Puma VT1100 M Puma 600, 700, 800 M/LM/LY	
Emco		Maxxturm 200	
Focus		FBL-510, 520, 530, 540MC	
Hwacheon	BMT85	Hi-Tech 750 MC/YMC VT 950 MC VT 1150 MC Hi-Tech 850 MC/YMC	from 6.35 to 6.52
Hyundai WIA		KL7000, 8000LY SKT600, 700LM LV1100RM L600, 700, 800MA/LMA	
Samsung (Smec)		SL 65, 6500, 8500M SLV 1000M PL 60, 70, 80 M	
Smart		NL 6000, 7000 LM/XLM	
Victor		VTurn-V1000 (CM)	
Ycm		TC-46 M	
DMG MORI		NL, NZ, SL / ZL / DL	
Dmg Mori	NL	NLX 2500 Gen.2 (BMT60) NLX 4000 NZX 2500 (BMT60) NTX 2000, 2500, 3000 Gen. 2 (BMT60) NT 4200, 4250, 4300, 5400 NL/NLX 1500, 2000, 2500, 3000 (12 ST)	
Takisawa		TS-4000 II T12 (3 key turret) TS-3000, 4000, 5000 T12 (3 key turret)	
Accuway		UT-2000 T2M (BMT40) UT-200 Y/SY, UZ-2000 (BMT40)	from 6.53 to 6.68
Dmg Mori	NZ	NL/NLX 1500, 2000, 2500 (20 ST) NTX 500 (BMT40) NZ Due, Tre, Quattro (BMT40) NTX 500 (BMT42/64) NZ Due, Tre, Quattro (BMT42/64) DuraTurn 2050, 2550 MC DIM 1500 NZX 6000 NZX 2500 (turret 2 = BMT40) NZX 1500-2000 (16 station) NTX 1000,2000,2500,3000 Gen.2 (BMT40) NT/NTX 1000-3200 (BMT40) NRX 2000 MC NLX 6000, NZX 4000 CLX 450, ecoTurn 450 (BMT40) ALC/ALX 1500, 2000, 2500 (BMT40)	
Takisawa		TM-2000, 3000 T12 (2 key turret) TS-2000-5000 T20 (3 key turret)	

6



COMPATIBILITÀ STATICI

STATIC TOOLS COMPATIBILITY

In fase d'ordine specificare: **CoSTRUTTORE, MODELLO & N° POSIZIONE TORRETTA**
 In case of order please specify **MACHINE BUILDER, MODEL & TURRET N°**

Costruttore Builder Brand	Torretta Turret	Modelli Macchina Lathe or turret Models	LP05 Pages
Cmz		TBI 520 - TL 20/25 (M/TM/MS) TC 15/20/25/30/35 (M/Y/MS/YS) TA 15/20/25/30 (M/Y/MS/YS) TD 15/20/25/30/35/45/55 (M/Y/MS/YS) TL 20, 25A, 25B M/TM/MS	from 6.53 to 6.68
Dmg Mori	SL / ZL / DL	SL, ZL 150, 153, 154 (MC / SMC /Y/SY) DL 15, 150 (MC) DL-200, 250 MC CL 200/203 - SL20/25 - DL 200/250 (MC) SL 200/203/204/250/253/254(MC,SMC)2500Y ZL 200(MC) - ZL250(SMC)	
Goodway		GS 200/230/260/280 (M/MS) GA 2000/2600/2800/3000/3300/3600 (M)	
GOODWAY		G1, G3, G4	
	G1	GLS100-GTS150 M (Bevel Gear version) GTS-150 M (Bevel Gear version) GLS-150 M (Bevel Gear version) GLA-1500 M	-
Goodway	G3	GV-500, 780 M GTS-200, 260 MMX/XY (new turret version) GS-3000, 3300, 3600 alpha	
	G4	GS-2000 - 4000 M/Y/MS/YS (12 station turret)	
HAAS		HS1, HS2, HS3	
	HS1	SL-20/30 (VDI turret)	from 6.69 to 6.74
Haas	HS2	ST-20/25/30/35, DS-30 (24 st. hybrid turret) ST-20/25/30/35 (12 station hybrid turret) ST-10/15/20/25/30/35, DS-30 (VDI40) ST-10/15 (12 station hybrid turret) SL-40 (VDI turret) SL-20/30, TL-15/25 (12 st. hybrid turret) DS-30 (12 station hybrid turret)	
	HS3	ST-40/45, ST-40/45 L (12 st. hybrid turret) SL-40 (12 station hybrid turret)	
MAZAK		MZ1, MZ2, MZ3, MQ1, MQ2	
	MZ1	QT/QTN 200, 250 MS/MSY (16D, VDI40-MZ1) Super Quadrex 200, 250 M (16D, VDI40-MZ1) Super Quick Turn 200, 250 MS/MSY (16D, VDI40-MZ1) Super Quick Turn 200, 250 M/MY (16D, VDI40-MZ1) Super Quick Turn 100 MS/MSY QTN 200,250 MS/MSY (16D, VDI40-MZ1) QT/QTN 100 MS/MSY (VDI40-MZ1) Super Quick Turn 100 M/MY QT/QTN 200, 250 M/MY(16D, VDI40-MZ1) QT/QTN 100 M/MY (VDI40-MZ1)	from 6.75 to 6.91
Mazak	MZ2	IVS-200, 300 M QT/QTN 200, 250 MS/MSY (VDI40-MZ2) Super Quick Turn 200, 250 MS/MSY (VDI40-MZ2) Super Quick Turn 200, 250 M/MY (VDI40-MZ2) Super Quadrex 200, 250 M (VDI40-MZ2) QT/QTN 200, 250 M/MY (VDI40-MZ2)	
	MZ3	QT/QTN 300, 350, 400, 450 MSY (VDI50-MZ3) Super Quick Turn 300, 350, 400, 450 M/MY Slant Turn Nexus 500, 550, 600 M QT/QTN 300, 350, 400, 450 M/MY (VDI50-MZ3) Megaturn Nexus 900 M HQR 450 M	
	MQ1	Multiplex 6200Y (16D, VDI40-MQ1) Multiplex 6100 HQR 200, 250 MSY/NEO (16D, VDI40-MQ1) HQR 100, 150 MSY	
	MQ2	Integrex i-250, 350, 450H ST (VDI) Multiplex 6200, 6200Y, 6250, W-200, W-200Y (12D, VDI40-MQ2) HQR 200, 250 MSY/NEO	
MIYANO		Ø38, Ø45, Ø54	
Miyano	Ø38	ANX 42 SYY BNA 34, 42 S/C/DHY/MSY/GTY	
Accuway		UA-200 Y	
Goodway		GTW-1500 GTS-150 MMX/XY (new turret version) GLS-1500, 2000 M/LY/LMS/LYS GLS-150, 200 M/Y (DIN1809 version)	-
Miyano	Ø45	BNX 42,51 SY BNJ 34,42,51 S/SY BNE-34,51 S/SY/MSY, BNE-51,65 MYY BND-51 C/S/SY ABX 51, 64 SY/TH2/TH3	
Smart		SL 15, 26M SL 15, 20, 280YS/LYS	
Star		SK51	
Miyano	Ø54	ABX 51,64,80 SYY/THY	
NAKAMURA		N44, N55, N65, N75	
Goodway		GTZ-1500Y	
Muratec	N44	MT 100, 1051, 1065 (15-Station)	
Nakamura		MX-100 WT-100 Super NTMX, MX-5 SC-100 NTY ³ -100(V), WY-100 IIV (12 ST) NTJ-100	
Accuway		UA-330 LY UA-1500 T2Y UA-1500 T2Y2	
Eurotech		TD 15-55 M/MS/Y/SY (15 ST) TTL / TX 52, 66 TA 15, 20, 25, 30 M/MS/Y/YS (15 ST)	from 6.93 to 6.102
Muratec	N55	MT 1065EX (12-Station)	
Nakamura		SC-200 II (12 ST) JX-250 WTS-150, WTW-150 WT-250 WT-150, WT-150 II, WT-250 II TW-10, TW-20 (16 ST) Super NTM ³ Super NTJX Super NTJ Super NTJ SC-200 SC-150 NTY ³ -150(V), 250, WY-150(V), 250 AS-200 (15 ST) AS-200 (12 ST)	
Averex	N65	MTX1-76 SY1, MTX2-76 SY2	
Nakamura		WT-300 TW-20 (12 ST) Super NTX SC-300 II SC-300	
Nakamura	N75	TW-30 STW-40 STS-40 SC-450	

COMPATIBILITÀ STATICI

STATIC TOOLS COMPATIBILITY

In fase d'ordine specificare: **COSTRUTTORE, MODELLO & N° POSIZIONE TORRETTA**
 In case of order please specify **MACHINE BUILDER, MODEL & TURRET N°**

Costruttore Builder Brand	Torretta Turret	Modelli Macchina Lathe or turret Models	LP05 Pages
OKUMA		K1, K2, K3, BMT55, BMT60	
Okuma	VDI30-K1	LT 200 M, LT 200 MY LB/LU 200, 2000 M (VDI30) LB 200 MY LB 10 GENOS L200, L2000-e M/MY (VDI30) ES L8 M ES L6 M	
	VDI40-K2	Captain L370 MW LB 300 MW (Face tooling turret) MacTurn350-2S MacTurn250-2S LB/LU 300, 3000 M (VDI40) LVT 300 M LT 300 M, LT 300 MY LB/LU 300 MY LB 300 MYW LB 300 MW (Radial tooling turret) LB 15 GENOS L300, L3000-e M/MY (VDI40) GENOS L300 MW/MYW (VDI40) ES L10 M Captain L370 M	from 6.103 to 6.106
	VDI40-K3	LVT 400 M LB/LU 400,4000 M (VDI40) LB 25	
	BMT55	LT 2000 EX M/MY (16 station turret)	
	BMT60	LB/LU 4000 EX (II) M/MY 2SP-2500H LT 3000 EX M/MY Multus U3000, 4000, 5000 2SW LB/LU 2000-3000 EX (II, III) M/MY/MW/MYW GENOS L300 MW/MYW, L3000-e M/MY/MYW	
SPINNER		BMT45SP, VDI 25SP, VDI30, VDI40, VDI50	
Spinner	BMT 45SP	Microturn 36, 52 TTS 42, 65 TC 300 - 600(SMCY) - TTC 300 (SMCY)	
	VDI 25SP	TD 42, 65 - TC, TTC 300	from 6.107 to 6.110
Baruffaldi	VDI30	TC 400 - 600(MC, MCY, SMCY)	
	VDI40	TC 800 MCY/MC TC 600(MC, MCY, SMCY)	
	VDI50	TC 77, 110, 800(MC, MCY, SMCY)	
TAKISAWA J.		BMT60	
Takisawa Japan	BMT60	TM-2000 T12 (2 Key turret) TM-2000, 3000 T12 (2 Key turret) TS-2000-5000 T20 (3 Key turret) TS-3000-5000 T12 (2 Key turret) TS-3000-5000 T12 (3 Key turret)	-
TAKISAWA T.		BMT60	
Takisawa Taiwan	BMT60	EX-1500, 2000 YT/YS EX-308/310/508/509/510/710/908/910 EX/NEX-508, 510, 908, 910 FX-800 LA-250 YS/YT T15 LA-250, 300 M/Y LX-2500M/Y MX-800 NEX-108, 110M/Y VTL-450 M	-
TSUGAMI		TS65	
Tsugami	TS65	M06, M08 D/SD/SY, M10D	-



IMMERGITI A 360° NEL MONDO GERARDI - 360° EXPERIENCE IN THE GERARDI WORLD



virtual reality



many contents



24h accessible

Visita il nostro showroom in qualunque momento!

Immergiti completamente nel mondo Gerardi e scopri tutti i prodotti Workholding e Tooling presenti nel nostro showroom attraverso il nuovo tour virtuale 360°.

Visualizza i molteplici contenuti multimediali e resta sempre aggiornato!

Visit our showroom anytime you want !

Immerse yourself in the Gerardi world and discover all the Workholding and Tooling products displayed in our showroom through our 360° virtual tour. Find out all the multimedia contents and stay up to date!



WINDOWS / IOS

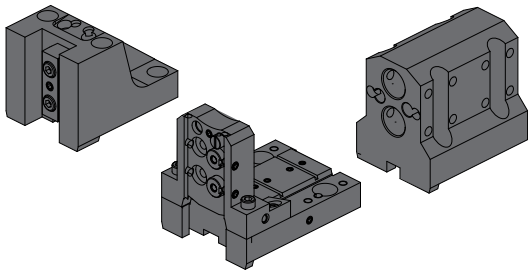


ANDROID / IPHONE



Novità / News

Portautensili Statici / Static tools



BIGLIA static tools

BMT 55

Pag. 6.21 - 6.26



BMT static tools

BMT 55-65-75-85

Pag. 6.27 - 6.44



DMG MORI static tools

VDI 30-40 / BMT 40-60

Pag. 6.45 - 6.60



NAKAMURA static tools

BMT 55 / BMT 65

Pag. 6.85 - 6.94



OKUMA static tools

BMT 60 PLUS / BMT 60

Pag. 6.95 - 6.98



SLEEVES for boring bar holder

BMT & VDI Static Tools

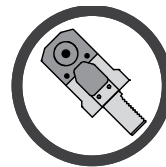
STATIC TOOLS

Portautensili statici per torrette VDI e BMT !

Static tools for VDI & BMT turrets !

Viene proposta un'ampia gamma di modelli adatti ad attrezzare i torni e le torrette dei maggiori costruttori a livello mondiale, come BIGLIA, BMT, DMG MORI, GOODWAY, HAAS, MAZAK, MIYANO, NAKAMURA, OKUMA, TSUGAMI e VDI DIN69880.

The company proposes a wide range of suitable Driven Tools for equipping the lathes turrets by world leader manufacturers, such as BIGLIA, BMT, DMG MORI, GOODWAY, HAAS, MAZAK, MIYANO, NAKAMURA, OKUMA, TSUGAMI and VDI DIN69880.



SCAN IT AND



FIND OUT MORE



Maximum precision both for turning, drilling and boring!



Treatment anti corrosion Anti-corrosion treatment

I Portautensili statici sono costruiti con acciaio rettificato altamente legato e sono sottoposti ad un trattamento anti-corrosione

Static toolholders are produced with certified top quality steel and are subjected to an anti-corrosion treatment

BMT Stelo quadro radiale
BMT radial face and cutting holder



BMT Portabareno
BMT Boring bar holder



Refrigerante esterno standard
External Coolant standard



VDI B2 Portautensile radiale Sinistro
VDI B2 Left radial holder

Bussole Portabareni Boring bar Sleeves

Le bussole portabareno vengono impiegate su tutte le tipologie di tornio. Possono essere fornite con grani e asole, con battuta, prolungate o ridotte.


The boring bar sleeves are used on all types of lathes. They can be supplied with screw and slot, with collar, extended or reduced.




VDI E2 Portabareno
VDI E2 Boring bar holder

UTILIZZO DI PORTAUTENSILI STATICI RADIALI USE OF RADIAL STATIC TOOL HOLDERS

Con rotazione oraria del mandrino - With clockwise spindle rotation




Con rotazione antioraria del mandrino - With counter-clockwise spindle rotation




UTILIZZO DI PORTAUTENSILI STATICI ASSIALI USE OF AXIAL STATIC TOOL HOLDERS

Con rotazione oraria del mandrino - With clockwise spindle rotation



Con rotazione antioraria del mandrino - With counter-clockwise spindle rotation





PIÙ SEMPLICE / PIÙ INFO / PIÙ PRODOTTI - EASIER / MORE INFO / MORE PRODUCTS

TROVA IL TUO PRODOTTO IN POCHI CLICK - FIND YOUR PRODUCT IN FEW CLICKS



by category



by code



by description



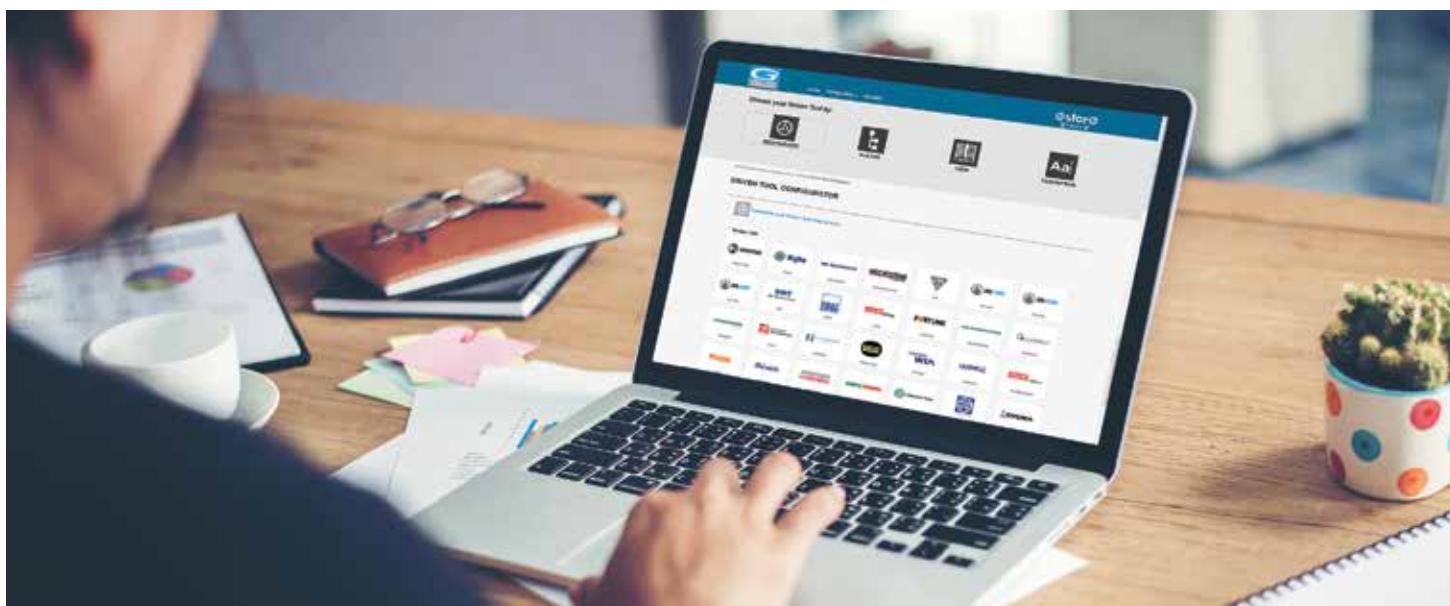
by configurator

Un nuovo modo facile e veloce per ordinare la tua attrezzatura Gerardi

Il nuovo Gerardi estore offre la possibilità di visualizzare e ordinare qualsiasi articolo Gerardi appartenente alle categorie Workholding o Tooling presente sui nostri listini in modo semplice, veloce e completo. Da ora puoi ordinare la morsa, la testa angolare o il motorizzato che ti interessa direttamente on-line dal nostro estore senza costi aggiuntivi.

A new quick and easy way to order your equipment branded Gerardi.

The new Gerardi estore offers the ability to view and order any item available on our Workholding and Tooling catalogues with the easiest, fastest and comprehensive way. You can now order the vise, angle head or driven tool of your interest directly online from our store without any additional cost.



WINDOWS / IOS



ANDROID / IPHONE





Code	Code
T.E1-30x25	T.E1-50X32
T.E1-30x32	T.E1-50X40
T.E1-30x40	T.E1-50X50
T.E1-40x25	T.E1-60X25
T.E1-40x32	T.E1-60X32
T.E1-40x40	T.E1-60X40
T.E1-40x50	T.E1-60X50
T.E1-50X25	



Code	Code
T.E2-30x25	T.E2-40X40
T.E2-30x32	T.E2-40X50
T.E2-30x40	T.E2-50X25
T.E2-40X25	T.E2-50X32
T.E2-40X30	T.E2-50X40
T.E2-40X32	T.E2-50X50



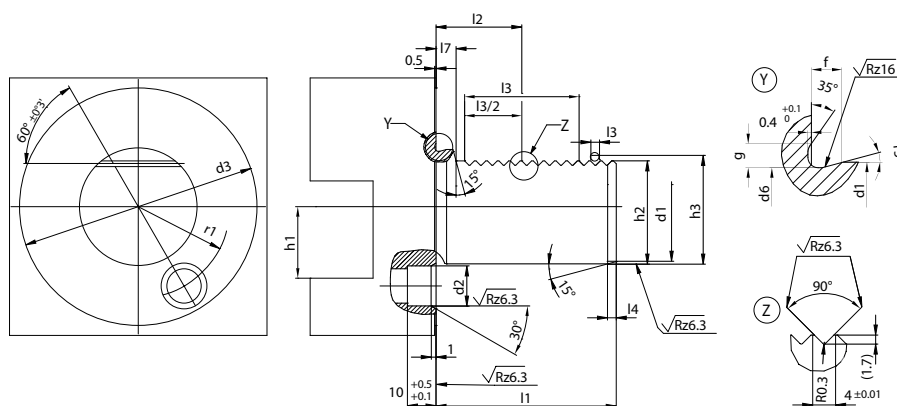
Ød	Code	Ød	Code
Ø8	T.B.VSA.2508	Ø8	T.B.VSA.4008
Ø10	T.B.VSA.2510	Ø10	T.B.VSA.4010
Ø12	T.B.VSA.2512	Ø12	T.B.VSA.4012
Ø8	T.B.VSA.3208	Ø16	T.B.VSA.4016
Ø10	T.B.VSA.3210	Ø20	T.B.VSA.4020
Ø12	T.B.VSA.3212	Ø16	T.B.VSA.5016
Ø16	T.B.VSA.3216	Ø20	T.B.VSA.5020



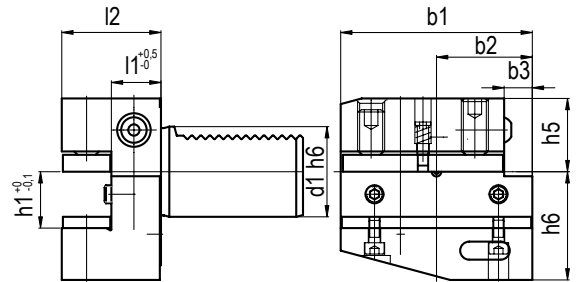
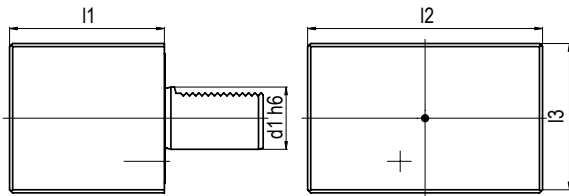
Ød	Code	Ød	Code
Ø16	T.B.VSB.2516	Ø32	T.B.VSB.4032
Ø20	T.B.VSB.2520	Ø25	T.B.VSB.5025
Ø20	T.B.VSB.3220	Ø32	T.B.VSB.5032
Ø25	T.B.VSB.3225	Ø40	T.B.VSB.5040
Ø25	T.B.VSB.4025		



Ød	Code	Ød	Code
MT1	T.B.VSC.25MT1	MT3	T.B.VSC.40MT3
MT1	T.B.VSC.32MT1	MT1	T.B.VSC.50MT1
MT2	T.B.VSC.32MT2	MT2	T.B.VSC.50MT2
MT1	T.B.VSC.40MT1	MT3	T.B.VSC.50MT3
MT2	T.B.VSC.40MT2		



d1 h6	l1 ±0.3	d2	d3	d6_0.1	f	g	h1 max.	h2 ±0.1	h3 ±0.1	l2 ±0.05	l3 min.	l4 +1	l7	r1 ±0.02	o-ring
16	32	8 H6	40	15,4	2,0	1,7	12	15	16,92	12,7	16	2	3,5	14,5	15 x 1,5
20	40	10 H6	50	19,1	2,4	2	16	18	19,92	21,7	24	2	7	18	18,77 x 1,78
25	48	10 H6	58	24,1	2,4	2	16	23,5	25,42	21,7	24	2	7	21	23,52 x 1,78
30	55	14 H8	68	29,1	2,4	2	20	27	28,92	29,7	40	2	7	25	28,3 x 1,78
40	63	14 H8	83	38,7	3,7	2,8	25	36	37,92	29,7	40	3	7	32	37,77 x 2,62
50	78	16 H8	98	48,7	3,7	2,8	32	45	46,92	35,7	48	3	8	37	47,29 x 2,62
60	94	16 H8	123	58,7	4,3	3,7	32	55	56,92	43,7	56	4	10	48	56,74 x 3,53
80	124	20 H8	158	78,7	4,3	3,7	40	72	73,92	59,7	80	4	10	65	75,79 x 3,53

MODELLI DI TORNIO COMPATIBILI
 COMPATIBLE LATHE TYPES


TIPO - TYPE **VDI A1**
Semilavorato rettangolare
 Rectangular Blank



REFRIGERANTE
 COOLANT
Esterno
 External

Code	d1	l1	l2	l3	
T.A1-30x85	30	85	130	76	
T.A1-40x100	40	100	151	96	
T.A1-50x125	50	125	160	120	
T.A1-60x160	60	160	165	125	

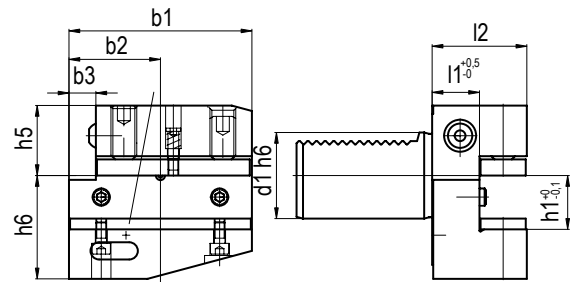
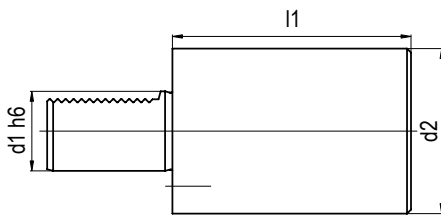


TIPO - TYPE **VDI B1**
Portautensile radiale destro
 Right radial holder



REFRIGERANTE
 COOLANT
Esterno
 External

Code	d1	b1	b2	b3	h1	h5	h6	l1	l2	
T.B1-30x20x40	30	70	35	10	20/16	28	38	22	40	
T.B1-40x25x44	40	85	42,5	12,5	25/20	32,5	48	22	44	
T.B1-50x32x55	50	100	50	16	32/25	35	60	30	55	
T.B1-60x32x60	60	125	62,5	16	32/25	42,5	62,5	30	60	



TIPO - TYPE **VDI A2**
Semilavorato rotondo
 Round Blank



REFRIGERANTE
 COOLANT
Esterno
 External

Code	d1	l1	d2	
T.A2-30x100	30	100	68	
T.A2-40x120	40	120	88	
T.A2-50x135	50	135	98	
T.A2-50x400	50	400	98	
T.A2-60x150	60	150	123	

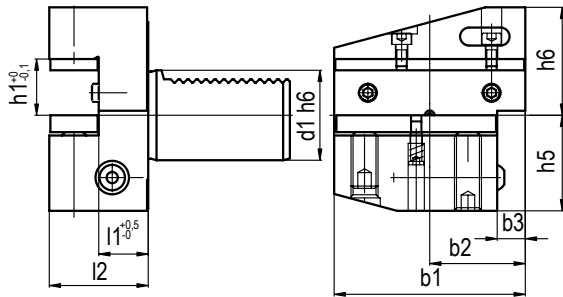


TIPO - TYPE **VDI B2**
Portautensile radiale sinistro
 Left radial holder



REFRIGERANTE
 COOLANT
Esterno
 External

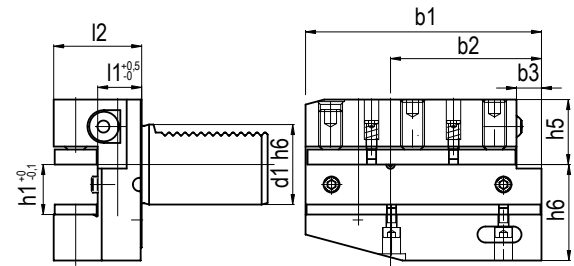
Code	d1	b1	b2	b3	h1	h5	h6	l1	l2	
T.B2-30x20x40	30	70	35	10	20/16	28	38	22	40	
T.B2-40x25x44	40	85	42,5	12,5	25/20	32,5	48	22	44	
T.B2-50x32x55	50	100	50	16	32/25	35	60	30	55	
T.B2-60x32x60	60	125	62,5	16	32/25	42,5	62,5	30	60	

MODELLI DI TORNO COMPATIBILI
 COMPATIBLE LATHE TYPES


TIPO - TYPE VDI B3
Radiale rovesciato destro
RH upside-down radial holder

REFRIGERANTE COOLANT
Esterno
External

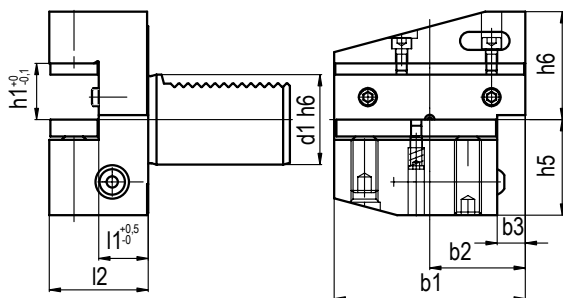
Code	d1	b1	b2	b3	h1	h5	h6	l1	l2
T.B3-30x20x40	30	70	35	10	20/16	35	38	22	40
T.B3-40x25x44	40	85	42,5	12,5	25/20	42,5	48	22	44
T.B3-50x32x55	50	100	50	16	32/25	50	60	30	55
T.B3-60x32x60	60	125	62,5	16	32/25	62,5	62,5	30	60



TIPO - TYPE VDI B5
Radiale lungo destro
Right long radial holder

REFRIGERANTE COOLANT
Esterno
External

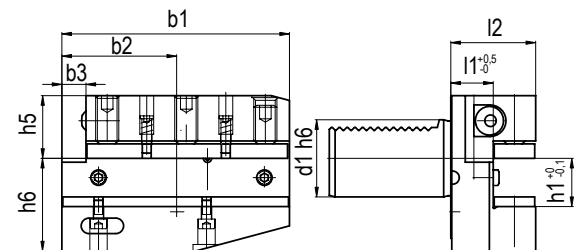
Code	d1	b1	b2	b3	h1	h5	h6	l1	l2
T.B5-30x20x40	30	100	65	10	20/16	28	38	22	40
T.B5-40x25x44	40	118	75,5	12,5	25/20	32,5	48	22	44
T.B5-50x32x55	50	130	80	16	32/25	35	60	30	55
T.B5-60x32x60	60	145	82,5	16	32/25	42,5	62,5	30	60



TIPO - TYPE VDI B4
Radiale rovesciato Sinistro
SH upside-down radial holder

REFRIGERANTE COOLANT
Esterno
External

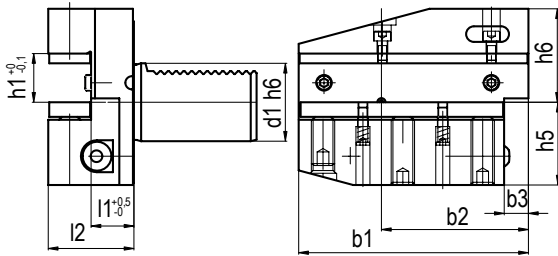
Code	d1	b1	b2	b3	h1	h5	h6	l1	l2
T.B4-30x20x40	30	70	35	10	20/16	35	38	22	40
T.B4-40x25x44	40	85	42,5	12,5	25/20	42,5	48	22	44
T.B4-50x32x55	50	100	50	16	32/25	50	60	30	55
T.B4-60x32x60	60	125	62,5	16	32/25	62,5	62,5	30	60



TIPO - TYPE VDI B6
Radiale lungo sinistro
Left long radial holder

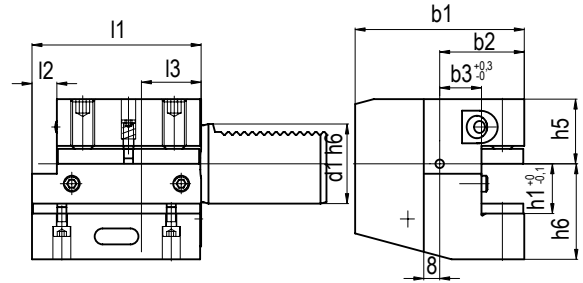
REFRIGERANTE COOLANT
Esterno
External

Code	d1	b1	b2	b3	h1	h5	h6	l1	l2
T.B6-30x20x40	30	100	65	10	20/16	28	38	22	40
T.B6-40x25x44	40	118	75,5	12,5	25/20	32,5	48	22	44
T.B6-50x32x55	50	130	80	16	32/25	35	60	30	55
T.B6-60x32x60	60	145	82,5	16	32/25	42,5	62,5	30	60

MODELLI DI TORNIO COMPATIBILI
COMPATIBLE LATHE TYPES

TIPO - TYPE VDI B7
Rovesciato lungo destro
Right long upside down radial

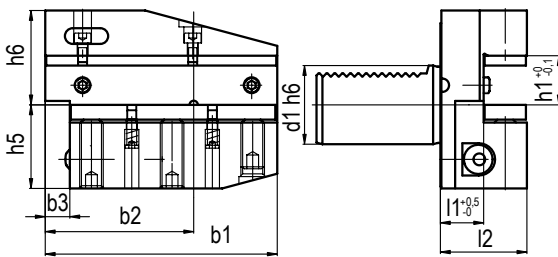
REFRIGERANTE
COOLANT
Esterno
External

Code	d1	b1	b2	b3	h1	h5	h6	l1	l2
T.B7-30x20x40	30	100	65	10	20/16	35	38	22	40
T.B7-40x25x44	40	118	75,5	12,5	25/20	42,5	48	22	44
T.B7-50x32x55	50	130	80	16	32/25	50	60	30	55
T.B7-60x32x60	60	145	82,5	16	32/25	62,5	62,5	30	60


TIPO - TYPE VDI C1
Assiale destro
Right axial holder

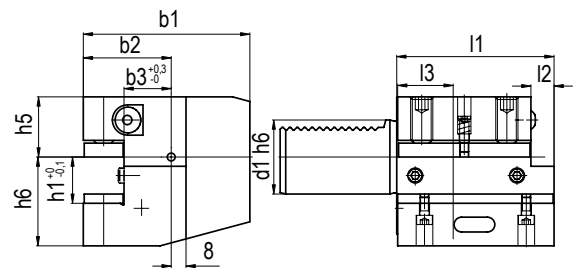
REFRIGERANTE
COOLANT
Esterno
External

Code	d1	b1	b2	b3	h1	h5	h6	l1	l2	l3
T.C1-30x20x70	30	70	35	17	20/16	28	38	70	10	30
T.C1-40x25x85	40	85	42,5	21	25/20	32,5	48	85	12,5	30
T.C1-50x32x100	50	100	50	26	32/25	35	60	100	16	40
T.C1-60x32x125	60	125	62,5	33	32/25	42,5	62,5	125	16	40


TIPO - TYPE VDI B8
Rovesciato lungo sinistro
Left long upside down radial

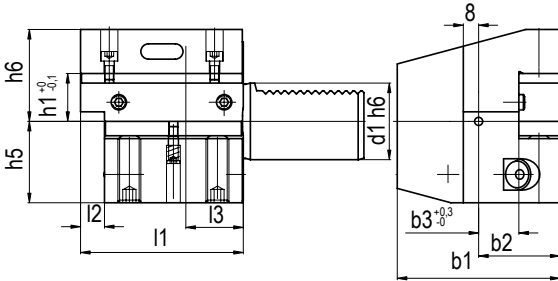
REFRIGERANTE
COOLANT
Esterno
External

Code	d1	b1	b2	b3	h1	h5	h6	l1	l2
T.B8-30x20x40	30	100	65	10	20/16	35	38	22	40
T.B8-40x25x44	40	118	75,5	12,5	25/20	42,5	48	22	44
T.B8-50x32x55	50	130	80	16	32/25	50	60	30	55
T.B8-60x32x60	60	145	82,5	16	32/25	62,5	62,5	30	60


TIPO - TYPE VDI C2
Assiale sinistro
Left axial holder

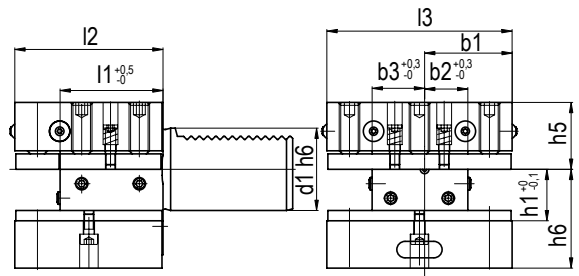
REFRIGERANTE
COOLANT
Esterno
External

Code	d1	b1	b2	b3	h1	h5	h6	l1	l2	l3
T.C2-30x20x70	30	70	35	17	20/16	28	38	70	10	30
T.C2-40x25x85	40	85	42,5	21	25/20	32,5	48	85	12,5	30
T.C2-50x32x100	50	100	50	26	32/25	35	60	100	16	40
T.C2-60x32x125	60	125	62,5	33	32/25	42,5	62,5	125	16	40

MODELLI DI TORNO COMPATIBILI
 COMPATIBLE LATHE TYPES

 TIPO - TYPE **VDI C3**
 Assiale rovesciato destro
 DH upside down axial holder

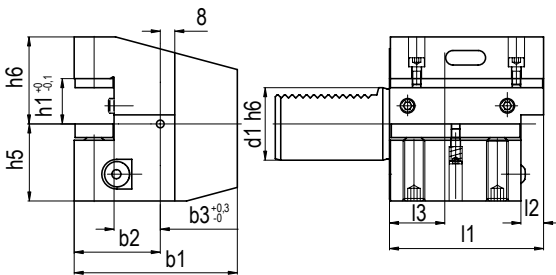
 REFRIGERANTE
 COOLANT
 Esterno
 External

Code	d1	b1	b2	b3	h1	h5	h6	l1	l2	l3
T.C3-30x20x70	30	70	35	17	20/16	35	38	70	10	30
T.C3-40x25x85	40	85	42,5	21	25/20	42,5	48	85	12,5	30
T.C3-50x32x100	50	100	50	26	32/25	50	60	100	16	40
T.C3-60x32x125	60	125	62,5	33	32/25	62,5	62,5	125	16	40


 TIPO - TYPE **VDI D1**
 A sedi multiple
 With multiple seats

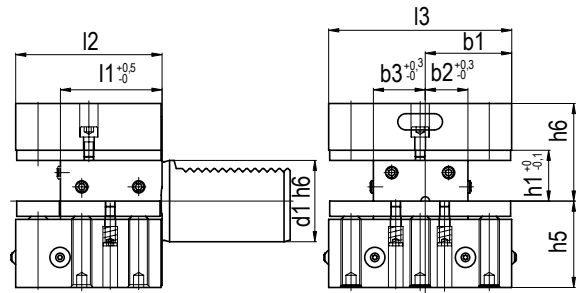
 REFRIGERANTE
 COOLANT
 Esterno
 External

Code	d1	b1	b2	b3	h1	h5	h6	l1	l2	l3
T.D1-30x20x60	30	35	17	23	20/16	28	38	42	60	76
T.D1-40x25x72	40	42,5	21	25,5	25/20	32,5	48	50	72	90
T.D1-50x32x85	50	50	26	30,5	32/25	35	60	60	85	105
T.D1-60x32x110	60	57,5	33	33	32/25	42,5	62,5	85	110	115


 TIPO - TYPE **VDI C4**
 Assiale rovesciato sinistro
 SH upside-down axial holder

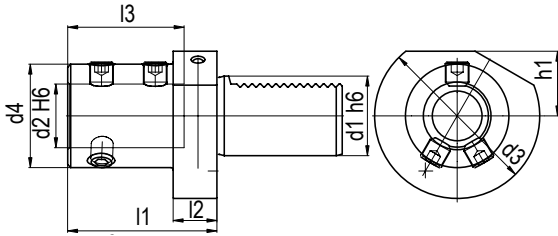
 REFRIGERANTE
 COOLANT
 Esterno
 External

Code	d1	b1	b2	b3	h1	h5	h6	l1	l2	l3
T.C4-30x20x70	30	70	35	17	20/16	28	38	70	10	30
T.C4-40x25x85	40	85	42,5	21	25/20	32,5	48	85	12,5	30
T.C4-50x32x100	50	100	50	26	32/25	35	60	100	16	40
T.C4-60x32x125	60	125	62,5	33	32/25	42,5	62,5	125	16	40


 TIPO - TYPE **VDI D2**
 Rovesciato con sedi multiple
 Upside down with multiple seats

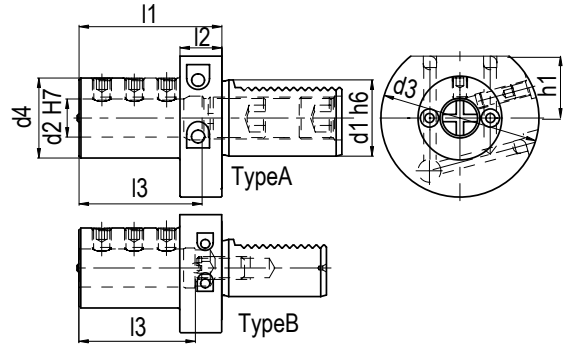
 REFRIGERANTE
 COOLANT
 Esterno
 External

Code	d1	b1	b2	b3	h1	h5	h6	l1	l2	l3
T.D2-30x20x60	30	35	17	23	20/16	35	38	42	60	76
T.D2-40x25x72	40	42,5	21	25,5	25/20	42,5	48	50	72	90
T.D2-50x32x85	50	50	26	30,5	32/25	50	60	60	85	105
T.D2-60x32x110	60	57,5	33	33	32/25	62,5	62,5	85	110	115

MODELLI DI TORNIO COMPATIBILI
 COMPATIBLE LATHE TYPES

 TIPO - TYPE **VDI E1**
 Per punte ad inserti
 For indexable insert drill

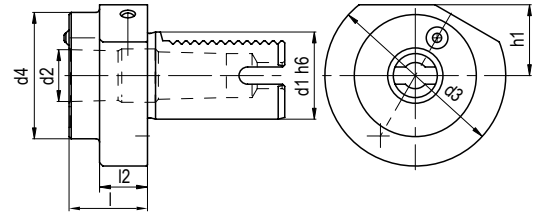
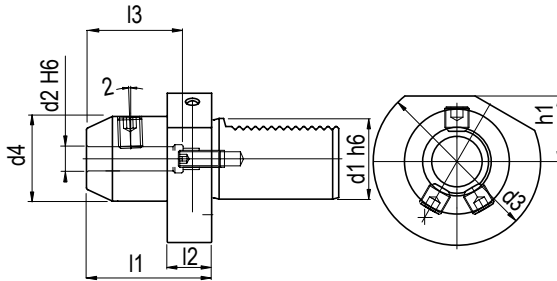
 REFRIGERANTE
 COOLANT
Interno
 Internal

Code	d1	d2	d3	d4	h1	I1	I2	I3	
T.E1-30x16	30	16	68	36	28	67	22	54	
T.E1-30x20	30	20	68	40	28	67	22	54	
T.E1-30x25	30	25	68	45	28	71	22	58	
T.E1-30x32	30	32	68	52	28	75	22	61	
T.E1-30x40	30	40	68	65	28	90	22	72	
T.E1-40x16	40	16	83	36	32,5	67	22	54	
T.E1-40x20	40	20	83	40	32,5	67	22	54	
T.E1-40x25	40	25	83	45	32,5	75	22	59	
T.E1-40x32	40	32	83	52	32,5	75	22	61	
T.E1-40x40	40	40	83	65	32,5	90	22	73	
T.E1-40x50	40	50	83	70	32,5	100	22	83	
T.E1-50X16	50	16	98	36	35	80	30	54	
T.E1-50X20	50	20	98	40	35	80	30	54	
T.E1-50X25	50	25	98	45	35	80	30	59	
T.E1-50X32	50	32	98	52	35	80	30	63	
T.E1-50X40	50	40	98	65	35	90	30	73	
T.E1-50X50	50	50	98	75	35	100	30	83	
T.E1-60x16	60	16	123	36	42,5	80	30	54	
T.E1-60X20	60	20	123	40	42,5	80	30	54	
T.E1-60X25	60	25	123	45	42,5	80	30	59	
T.E1-60X32	60	32	123	52	42,5	80	30	63	
T.E1-60X40	60	40	123	65	42,5	90	30	73	
T.E1-60X50	60	50	123	75	42,5	100	30	83	


 TIPO - TYPE **VDI E2**
 Portabareno
 Boaring bar holder

 REFRIGERANTE
 COOLANT
Esterno & Interno
 External & Internal

Code	d1	d2	d3	d4	h1	I1	I2	I3	T	
T.E2-30x06	30	6	68	55	28	60	22	43	A	
T.E2-30x08	30	8	68	55	28	60	22	43	A	
T.E2-30x10	30	10	68	55	28	60	22	43	A	
T.E2-30x12	30	12	68	55	28	60	22	43	A	
T.E2-30x16	30	16	68	55	28	60	22	55	A	
T.E2-30x20	30	20	68	55	28	60	22	54	B	
T.E2-30x25	30	25	68	55	28	60	22	61	B	
T.E2-30x32	30	32	68	67	28	75	22	66	B	
T.E2-30x40	30	40	68	67	28	75	22	43	B	
T.E2-40x06	40	6	83	55	32,5	75	22	43	A	
T.E2-40x08	40	8	83	55	32,5	75	22	43	A	
T.E2-40X10	40	10	83	55	32,5	75	22	54	A	
T.E2-40X12	40	12	83	55	32,5	75	22	58	A	
T.E2-40X16	40	16	83	55	32,5	75	22	61	A	
T.E2-40X20	40	20	83	55	32,5	75	22	61	A	
T.E2-40X25	40	25	83	55	32,5	75	22	61	B	
T.E2-40X30	40	30	83	82	32,5	75	22	61	B	
T.E2-40X32	40	32	83	82	32,5	75	22	61	B	
T.E2-40X40	40	40	83	82	32,5	90	22	76	B	
T.E2-40X50	40	50	98	98	35	100	-	86	B	
T.E2-50X08	50	8	98	68	35	90	30	-	A	
T.E2-50X12	50	12	98	68	35	90	30	71	A	
T.E2-50X16	50	16	98	68	35	90	30	76	A	
T.E2-50X20	50	20	98	68	35	90	30	76	A	
T.E2-50X25	50	25	98	68	35	90	30	76	A	
T.E2-50X32	50	32	98	69	35	90	30	76	B	
T.E2-50X40	50	40	98	98	35	90	-	76	B	
T.E2-50X50	50	50	98	98	35	100	-	86	B	
T.E2-60X16	60	16	123	68	42,5	90	30	76	A	
T.E2-60X20	60	20	123	68	42,5	90	30	76	A	
T.E2-60X25	60	25	123	68	42,5	90	30	76	A	
T.E2-60X32	60	32	123	68	42,5	90	30	76	A	
T.E2-60X40	60	40	123	98	42,5	90	30	76	B	
T.E2-60X50	60	50	123	98	42,5	100	30	86	B	

MODELLI DI TORNO COMPATIBILI
 COMPATIBLE LATHE TYPES


TIPO - TYPE VDI E1 WN
 Whistle notch
 Whistle notch holder

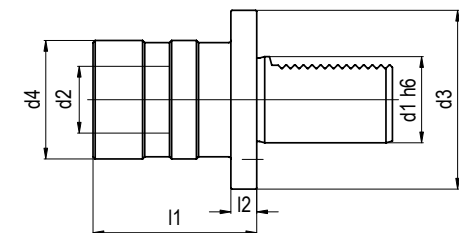
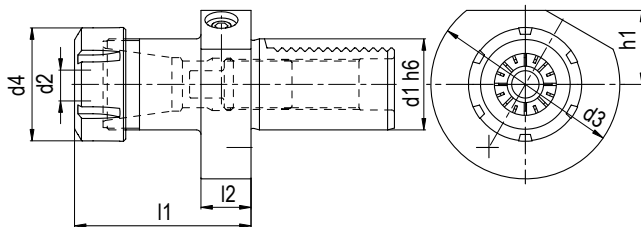
REFRIGERANTE COOLANT
 Esterno
 External

TIPO - TYPE VDI F
 Portautensili con morse
 Vise taper holder

REFRIGERANTE COOLANT
 Esterno
 External

Code	d1	d2	d3	d4	h1	l1	l2	l3
T.E1-30x06WN	30	6	68	25	28	50	22	36
T.E1-30x08WN	30	8	68	28	28	50	22	36
T.E1-30x10WN	30	10	68	35	28	54	22	40
T.E1-30x12WN	30	12	68	42	28	59	22	45
T.E1-40x10WN	40	10	83	35	54	54	22	40
T.E1-40x12WN	40	12	83	42	58	58	22	45

Code	d1	d2	d3	MK	d4	h1	l1	l2
T.VDI 30 MT1	30	12.065	68	1	-	28	27	-
T.VDI 30 MT2	30	17.780	68	2	55	28	36	27
T.VDI 30 MT3	30	23.825	68	3	55	28	66	41
T.VDI 40 MT1	40	12.065	83	1	55	32,5	23	22
T.VDI 40 MT2	40	17.780	83	2	55	32,5	36	22
T.VDI 40 MT3	40	23.825	83	3	58	32,5	36	22
T.VDI 40 MT4	40	31.267	83	4	68	32,5	80	22
T.VDI 50 MT2	50	17.780	98	2	55	35	36	30
T.VDI 50 MT3	50	23.825	98	3	58	35	45	30
T.VDI 50 MT4	50	31.267	98	4	68	35	55	30
T.VDI 50 MT5	50	44.399	98	5	75	35	72	30
T.VDI 60 MT2	60	17.780	123	2	104	42,5	36	30
T.VDI 60 MT3	60	23.825	123	3	104	42,5	36	30
T.VDI 60 MT4	60	31.267	123	4	104	42,5	50	30



TIPO - TYPE VDI E4 - DIN6499
 Portapinzine ER
 Collet chuck for ER collets

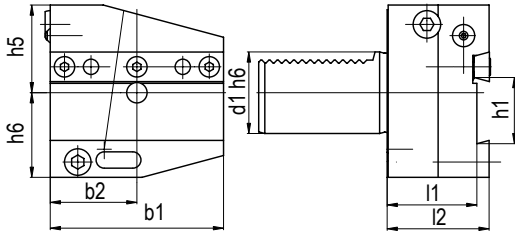
REFRIGERANTE COOLANT
 Esterno & Interno
 External & Internal

TIPO - TYPE VDI M
 Maschiatore doppia compensazione
 Tension and compression tapping head

REFRIGERANTE COOLANT
 Esterno
 External

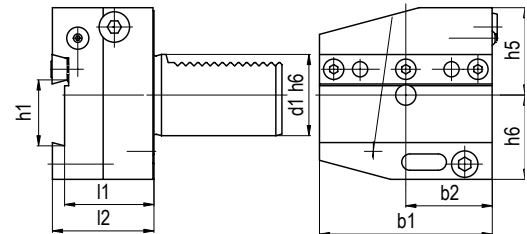
Code	Description	d1	d2	d3	d4	h1	l1	l2
T.E4-3016	VDI30 - ER16	30	1-10	68	32	28	48	22
T.E4-3025	VDI30 - ER25	30	2-16	68	42	28	57	22
T.E4-3032	VDI30 - ER32	30	2-20	68	50	28	78	22
T.E4-3040	VDI30 - ER40	30	3-30	68	63	28	80	22
T.E4-4025	VDI40 - ER25	40	2-16	83	42	32,5	57	22
T.E4-4032	VDI40 - ER32	40	2-20	83	50	32,5	78	22
T.E4-4040	VDI40 - ER40	40	3-30	83	63	32,5	80	22
T.E4-5025	VDI50 - ER25	50	2-16	98	50	35	57	30
T.E4-5032	VDI50 - ER32	50	2-20	98	50	35	92	30
T.E4-5040	VDI50 - ER40	50	3-30	98	63	35	80	30
T.E4-6032	VDI60 - ER32	60	2-20	123	50	42,5	78	30
T.E4-6040	VDI60 - ER40	60	3-30	123	63	42,5	80	30

Code	d1	Size	Ext.	Pres.	d2	d3	d4	l1	l2
T.VDI 30G1 M3-M12	30	1	9	9	19	68	38	55	12
T.VDI 30G2 M6-M20	30	2	15	15	31	68	55	77	12
T.VDI 40G1 M3-M12	40	1	9	9	19	83	38	55	12
T.VDI 40G2 M6-M20	40	2	15	15	31	83	55	77	12
T.VDI 40G3 M14-M33	40	3	24	24	48	83	79	110	12
T.VDI 50G3 M14-M33	50	3	24	24	48	98	79	110	12

MODELLI DI TORNIO COMPATIBILI
COMPATIBLE LATHE TYPES

TIPO - TYPE VDI AL
Portalama sinistro
Left cut off holder

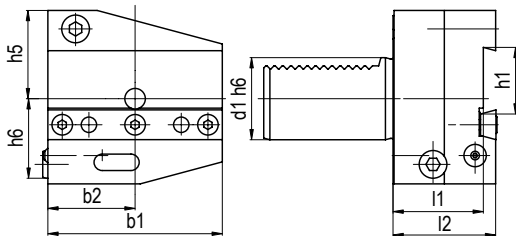
REFRIGERANTE
COOLANT
Esterno
External

Code	d1	b1	b2	h1	h5	h6	l1	l2
T.AL-3026	30	70	35	26	32	39	44	50
T.AL-3032	30	70	35	32	32	39	44	50
T.AL-4026	40	85	42,5	26	43	41,5	44	50
T.AL-4032	40	85	42,5	32	43	41,5	44	50


TIPO - TYPE VDI AR
Portalama destro
Right cut off tool holder

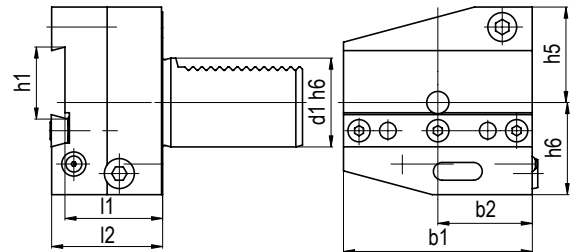
REFRIGERANTE
COOLANT
Esterno
External

Code	d1	b1	b2	h1	h5	h6	l1	l2
T.AR-3026	30	70	35	26	32	39	44	50
T.AR-3032	30	70	35	32	32	39	44	50
T.AR-4026	40	85	42,5	26	43	41,5	44	50
T.AR-4032	40	85	42,5	32	43	41,5	44	50
T.AR-5026	50	100	50	26	43	45	44	50
T.AR-5032	50	100	50	32	43	45	44	50
T.AR-6032	60	125	62,5	32	48	55	44	50


TIPO - TYPE VDI ALU
Portalama rovesciato sinistro
SH upside-down cut of holder

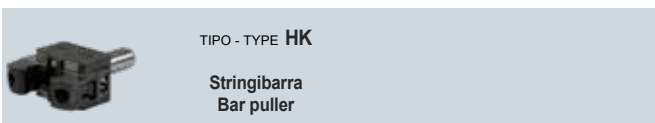
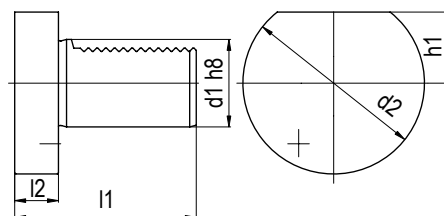
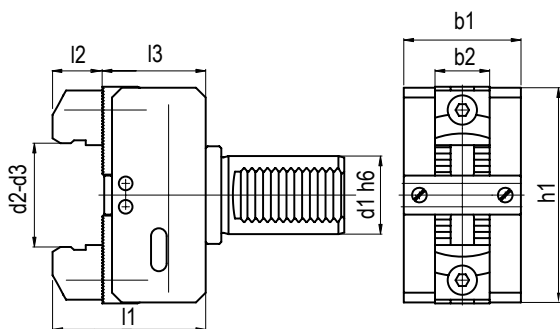
REFRIGERANTE
COOLANT
Esterno
External

Code	d1	b1	b2	b3	h1	h5	h6	l1	l2
T.ALU-3026	30	70	35	26	26	38	35	44	50
T.ALU-3032	30	70	35	32	26	38	35	44	50
T.ALU-4026	40	85	42,5	26	32	43	41,5	44	50
T.ALU-4032	40	85	42,5	32	32	43	41,5	44	50
T.ALU-5026	50	100	50	26	26	43	45	44	50
T.ALU-5032	50	100	50	32	32	43	45	44	50


TIPO - TYPE VDI ARU
Portalama rovesciato destro
RH upside-down cut of holder

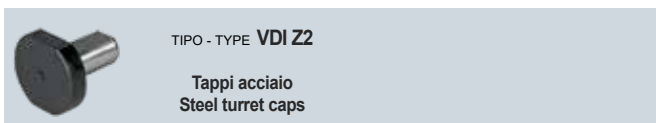
REFRIGERANTE
COOLANT
Esterno
External

Code	d1	b1	b2	b3	h1	h5	h6	l1	l2
T.ARU-3026	30	70	35	26	26	38	35	44	50
T.ARU-3032	30	70	35	32	26	38	35	44	50
T.ARU-4026	40	85	42,5	26	32	43	41,5	44	50
T.ARU-4032	40	85	42,5	32	32	43	41,5	44	50
T.ARU-5026	50	100	50	26	26	43	45	44	50
T.ARU-5032	50	100	50	32	32	43	45	44	50

MODELLI DI TORNO COMPATIBILI
 COMPATIBLE LATHE TYPES

 TIPO - TYPE **HK**

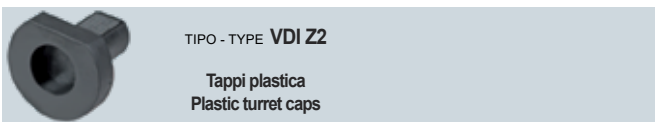
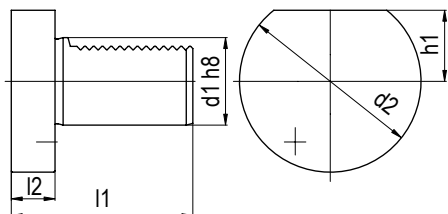
 Stringibarra
 Bar puller

Code	d1	d2	b1	b2	h1	l1	l2	l3
T.VDI25D8	25	8-60	50	28	72	84	16	51
T.VDI30D8	30	8-60	50	28	72	92	16	59
T.VDI40D8	40	8-66	60	28	110	94	16	61
T.VDI50D8	50	8-75	65	28	130	114	16	81


 TIPO - TYPE **VDI Z2**

 Tappi acciaio
 Steel turret caps

Code	d1	d2	h1	l1	l2
T.VDI 30 - AC	30	68	28	71	16
T.VDI 40 - AC	40	83	32,5	83	20
T.VDI 50 - AC	50	98	35	98	20
T.VDI 60 - AC	60	123	42,5	114	20


 TIPO - TYPE **VDI Z2**

 Tappi plastica
 Plastic turret caps

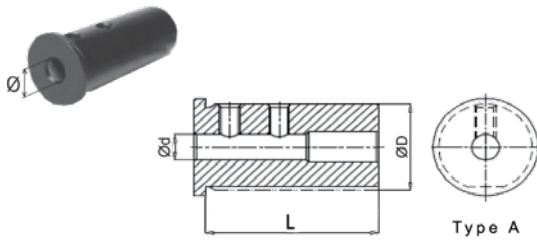
Code	d1	d2	h1	l1	l2
T.VDI 30 - PL	30	68	28	71	16
T.VDI 40 - PL	40	83	32,5	83	20
T.VDI 50 - PL	50	98	35	98	20
T.VDI 60 - PL	60	123	42,5	114	20

MODELLI DI TORNIO COMPATIBILI
 COMPATIBLE LATHE TYPES

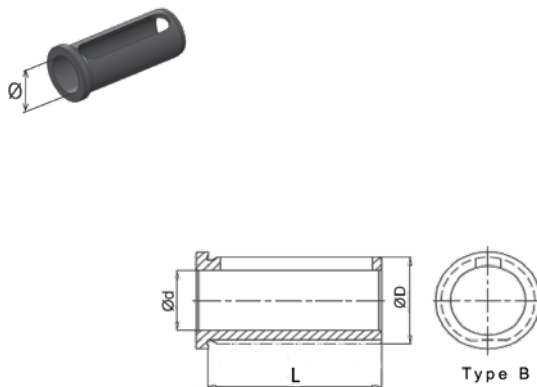
BUSSOLE DI RIDUZIONE PER PORTABARENI

BORING BAR HOLDER REDUCTION SLEEVES

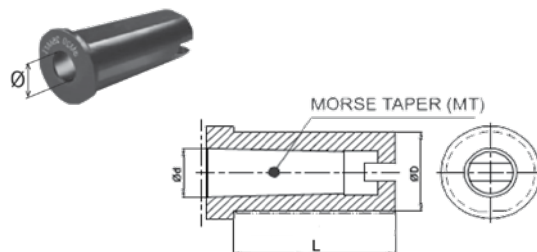
Battuta con grani / Collar and set-screws



Bloccaggio con asola e grano \ Clamping with slot and set-screw

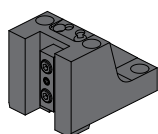


Bloccaggio con asola e grano \ Clamping with slot and set-screw



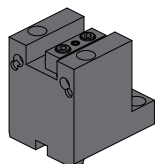
Code	ØD	Ød	L	Type
T.B.VSA.2508	25	8	50	A
T.B.VSA.2510	25	10	50	A
T.B.VSA.2512	25	12	50	A
T.B.VSB.2516	25	16	50	B
T.B.VSB.2520	25	20	50	B
T.B.VSA.3208	32	8	59	A
T.B.VSA.3210	32	10	59	A
T.B.VSA.3212	32	12	59	A
T.B.VSA.3216	32	16	59	A
T.B.VSB.3220	32	20	59	B
T.B.VSB.3225	32	25	59	B
T.B.VSA.4008	40	8	69	A
T.B.VSA.4010	40	10	69	A
T.B.VSA.4012	40	12	69	A
T.B.VSA.4016	40	16	69	A
T.B.VSA.4020	40	20	69	A
T.B.VSB.4025	40	25	69	B
T.B.VSB.4032	40	32	69	B
T.B.VSA.5016	50	16	80	A
T.B.VSA.5020	50	20	80	A
T.B.VSB.5025	50	25	80	B
T.B.VSB.5032	50	32	80	B
T.B.VSB.5040	50	40	80	B

Code	ØD	Ød	L	Type
T.B.VSC.25MT1	25	MT1	58	C
T.B.VSC.32MT1	32	MT1	57	C
T.B.VSC.32MT2	32	MT2	70	C
T.B.VSC.40MT1	40	MT1	78	C
T.B.VSC.40MT2	40	MT2	78	C
T.B.VSC.40MT3	40	MT3	79	C
T.B.VSC.50MT2	50	MT2	89	C
T.B.VSC.50MT3	50	MT3	89	C
T.B.VSC.50MT4	50	MT4	92	C



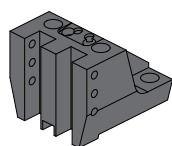
Code

T.BG.B55C12020K
T.BG.B55C12525K



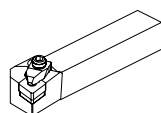
Code

T.BG.B55B12020K

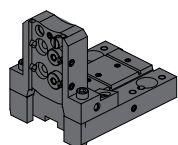


Code

T.BG.B55C1D2020K



20x20mm

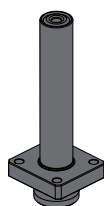


Code

T.BG.B55H12600K
T.BG.B55H13200K



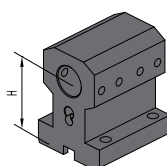
26 mm
32 mm



Code

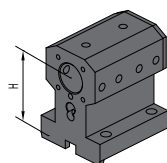
T.BG.B55CP40220K

BMT55 Ø32



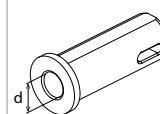
Code

T.BG.B55BB3280K
T.BG.B55BB32100K

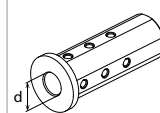


Code

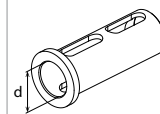
T.BG.B55BBC3280K
T.BG.B55BBC32100K



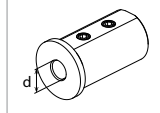
Ød	Code
Ø32	T.B.F32.MT1
Ø32	T.B.F32.MT2



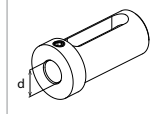
Ød	Code
Ø8	T.B.A3208G
Ø10	T.B.A3210G
Ø12	T.B.A3212G
Ø16	T.B.A3216G
Ø20	T.B.A3220G



Ød	Code
Ø25	T.B.B3225G

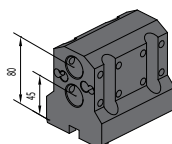


Ød	Code
Ø16	T.B.D3216K
Ø20	T.B.D3220K
Ø25	T.B.D3225K



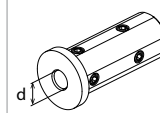
Ød	Code
Ø16	T.B.E3216K
Ø20	T.B.E3220K
Ø25	T.B.E3225K

BMT55 Ø25

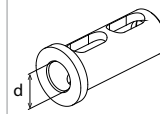


Code

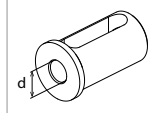
T.BG.B55BD25K



Ød	Code
Ø6	T.B.A2506G
Ø8	T.B.A2508G
Ø10	T.B.A2510G
Ø12	T.B.A2512G



Ød	Code
Ø16	T.B.B2516G

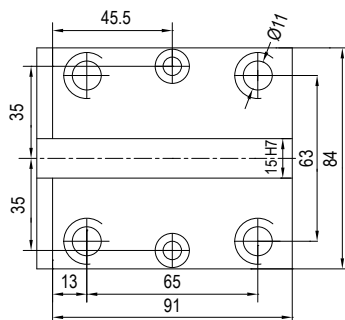


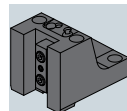
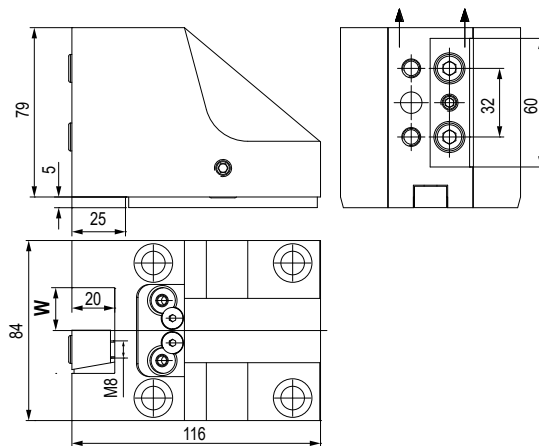
Ød	Code
Ø8	T.B.C2508K
Ø10	T.B.C2510K
Ø12	T.B.C2512K

MODELLI DI TORNIO COMPATIBILI
 COMPATIBLE LATHE TYPES

BIGLIA

Vedi pagine compatibilità 6.6 / 6.7 - See compatibility pages 6.6 / 6.7

ATTACCO / COUPLING

MODELLI DI TORNIO COMPATIBILI - COMPATIBLE LATHE TYPES

 - **BMT55:** B301 / 445 / 455 / 470 / 501 (Y-S) / 510 / 545 / 550 / 565 / 650 / 658
 1200 / 446 / 465 / 745 / 765 / B750 / 1250 16 STATIONS


TIPO - TYPE

Stelo quadro radiale
 Radial face cutting holder

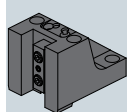
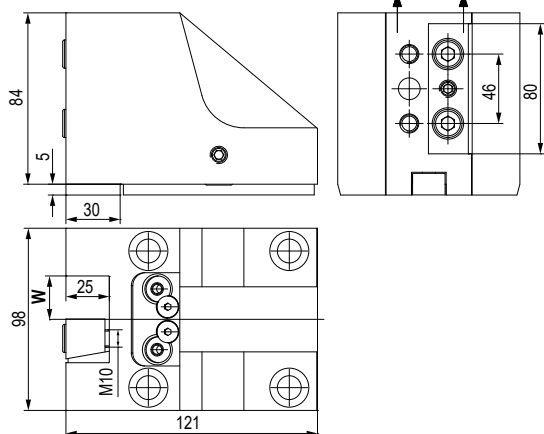
 REFRIGERANTE
 COOLANT

Esterno
 External

Code
W

T.BG.B55C12020K

20



TIPO - TYPE

Stelo quadro radiale
 Radial face and cutting holder

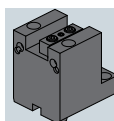
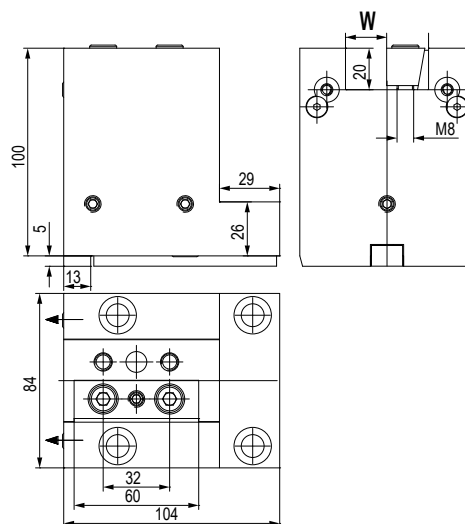
 REFRIGERANTE
 COOLANT

Esterno
 External

Code
W

T.BG.B55C12525K

25



TIPO - TYPE

Stelo quadro assiale
 Axial face and cutting holder

 REFRIGERANTE
 COOLANT

Esterno
 External

Code
W

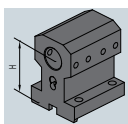
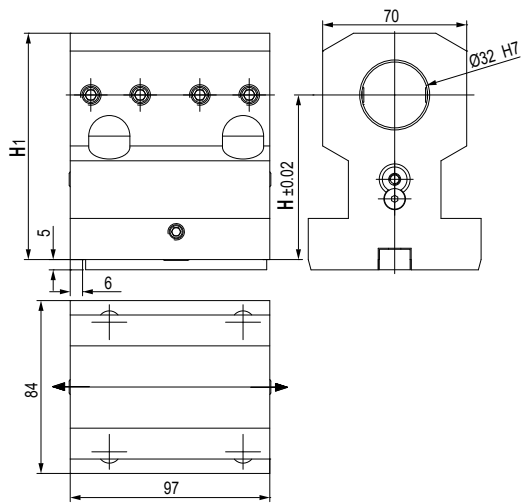
T.BG.B55B12020K

20

MODELLI DI TORNO COMPATIBILI
 COMPATIBLE LATHE TYPES

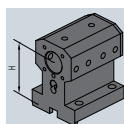
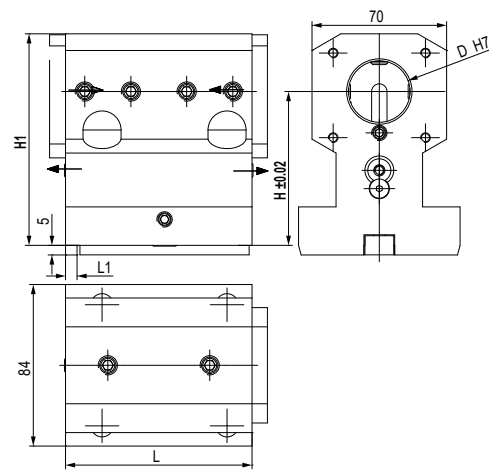
BIGLIA

Vedi pagine compatibilità 6.6 / 6.7 - See compatibility pages 6.6 / 6.7


 TIPO - TYPE
Portabareno
 Boring bar cutting holder

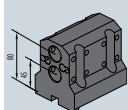
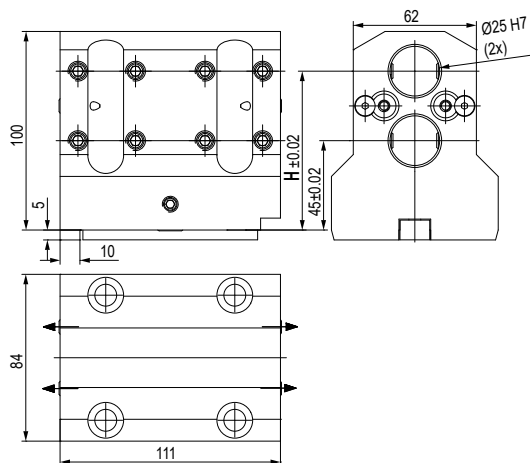
 REFRIGERANTE
 COOLANT
Esterno
 External

Code	Ø	H	H1	
T.BG.B55BB3280K	32	80	110	
T.BG.B55BB32100K	32	100	130	


 TIPO - TYPE
Portabareno
 Boring bar cutting holder

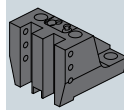
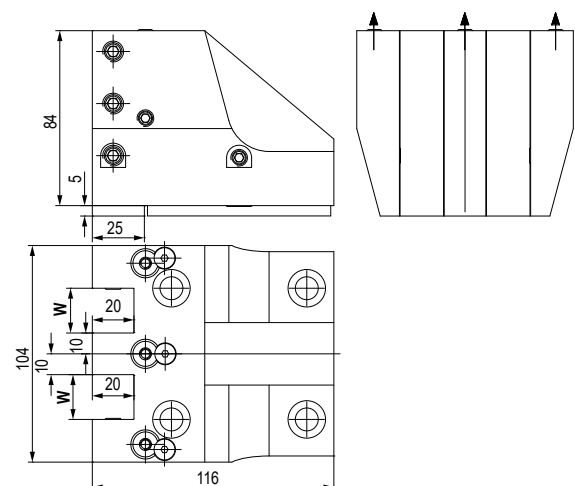
 REFRIGERANTE
 COOLANT
Esterno & Interno
 External & Internal

Code	Ø	H	H1	
T.BG.B55BBC3280K	32	80	110	
T.BG.B55BBC32100K	32	100	130	


 TIPO - TYPE
Portabareno doppio
 Double boaring bar holder

 REFRIGERANTE
 COOLANT
Esterno
 External

Code	Ø	H	
T.BG.B55BBD25K	25	80	


 TIPO - TYPE
Stelo quadro radiale doppio
 Radial 2 Face cutting holder

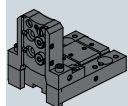
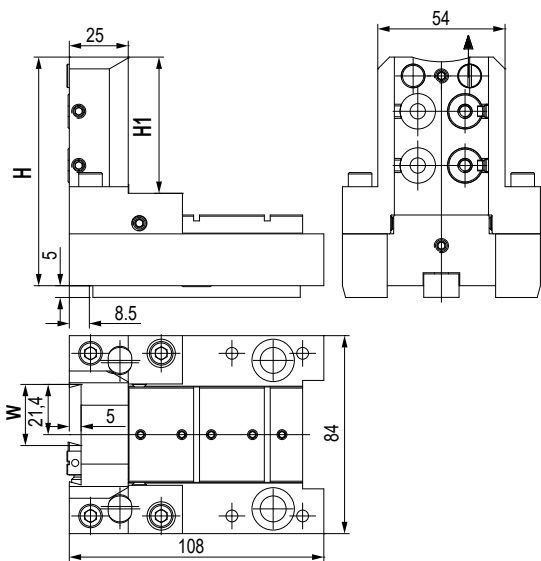
 REFRIGERANTE
 COOLANT
Esterno
 External

Code	W	
T.BG.B55C1D2020K	20	

MODELLI DI TORNIO COMPATIBILI
 COMPATIBLE LATHE TYPES

BIGLIA

Vedi pagine compatibilità 6.6 / 6.7 - See compatibility pages 6.6 / 6.7



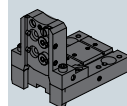
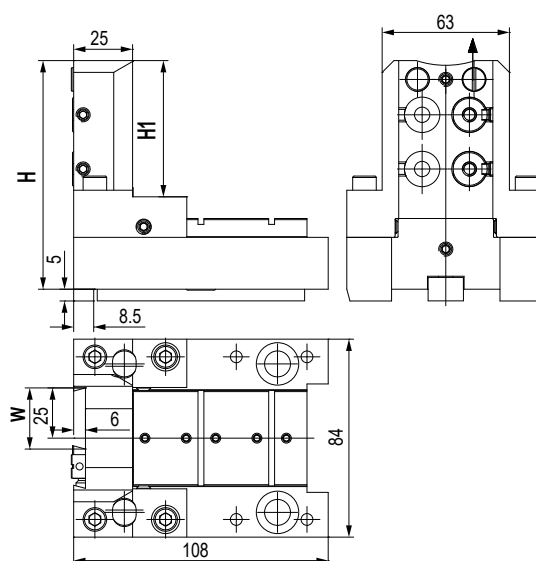
TIPO - TYPE

Porta Lama
 Cut of holder

 REFRIGERANTE
 COOLANT

Esterno
 External

Code	W	H1	H	
T.BG.B55H12600K	26	66	105	



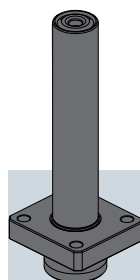
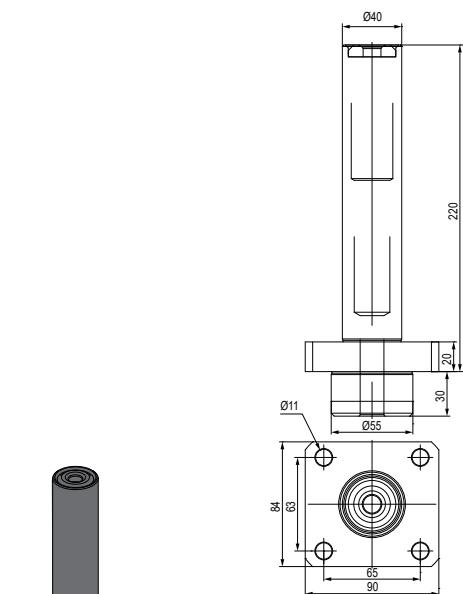
TIPO - TYPE

Porta Lama
 Cut of holder

 REFRIGERANTE
 COOLANT

Esterno
 External

Code	W	H1	H	
T.BG.B55H13200K	32	110	80	



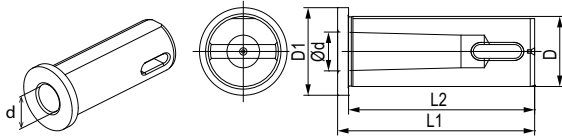
TIPO - TYPE

Barra di controllo
 Control Pin

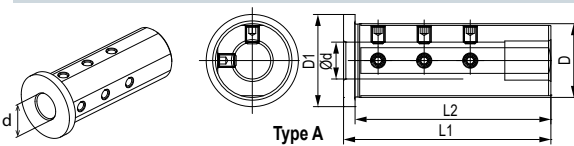
Code			
T.BG.B55CP40220K	-	-	

BUSSOLE DI RIDUZIONE PER PORTABARENI

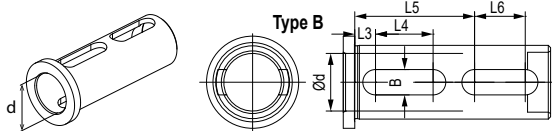
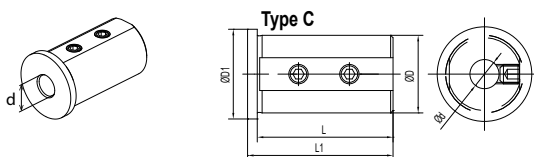
BORING BAR HOLDER REDUCTION SLEEVES

Bloccaggio con asola a finecorsa / Clamping with limit switch slot


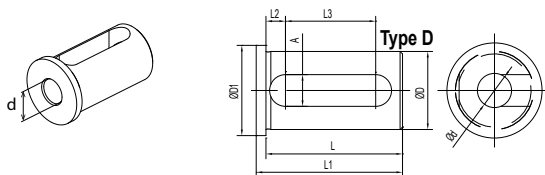
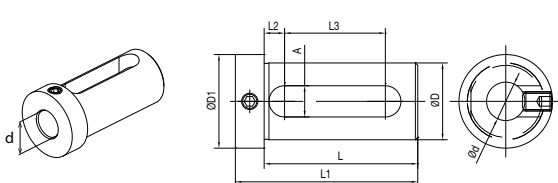
Code	Morse	Ød	ØD	ØD1	L1	L2
T.B.F32.MT1	1	12,065	32	40	90	85
T.B.F32.MT2	2	17,780	32	40	90	85

Bloccaggio con grani / Clamping with set-screws


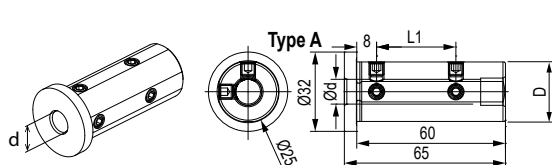
Code	ØD	Ød	ØD1	L1	L2	L3	L4	L5	L6	B	Type
T.B.A3208G	32	8	40	90	85	-	-	-	-	-	A
T.B.A3210G	32	10	40	90	85	-	-	-	-	-	A
T.B.A3212G	32	12	40	90	85	-	-	-	-	-	A
T.B.A3216G	32	16	40	90	85	-	-	-	-	-	A
T.B.A3220G	32	20	40	90	85	-	-	-	-	-	A
T.B.B3225G	32	25	40	90	85	9	25	52	22	11	B

Bloccaggio con doppia asola / Clamping with double slot

Bloccaggio con grani \ Clamping with set-screws


Code	ØD	Ød	L	L1	L2	L3	A	ØD1	Type
T.B.C3208K	32	8	56	60	-	-	-	37	C
T.B.C3210K	32	10	56	60	-	-	-	37	C
T.B.C3212K	32	12	56	60	-	-	-	37	C
T.B.D3216K	32	16	56	60	8	37	13	37	D
T.B.D3220K	32	20	56	60	8	37	13	37	D
T.B.D3225K	32	25	56	60	8	37	13	37	D

Bloccaggio con asola / Clamping with slot

Bloccaggio con asola e grano \ Clamping with slot and set-screw


Code	ØD	Ød	L	L1	L2	L3	A	ØD1
T.B.E3216K	32	16	64	76	8,5	42	13	39
T.B.E3220K	32	20	64	76	8,5	42	13	39
T.B.E3225K	32	25	64	76	8,5	42	13	39

Bloccaggio con grani / Clamping with set-screws


Code	ØD	Ød	L1	Type
T.B.A2506G	25	6	22	A
T.B.A2508G	25	8	27	A
T.B.A2510G	25	10	32	A
T.B.A2512G	25	12	32	A



IMMERGITI A 360° NEL MONDO GERARDI - 360° EXPERIENCE IN THE GERARDI WORLD



virtual reality



many contents



24h accessible

Visita il nostro showroom in qualunque momento!

Immergiti completamente nel mondo Gerardi e scopri tutti i prodotti Workholding e Tooling presenti nel nostro showroom attraverso il nuovo tour virtuale 360°.

Visualizza i molteplici contenuti multimediali e resta sempre aggiornato!

Visit our showroom anytime you want !

Immerse yourself in the Gerardi world and discover all the Workholding and Tooling products displayed in our showroom through our 360° virtual tour. Find out all the multimedia contents and stay up to date!



WINDOWS / IOS



ANDROID / IPHONE



BMT45 Ø20-Ø32



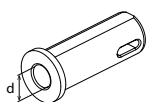
Code

T.BMT.45BB3265H

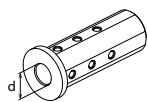


Code

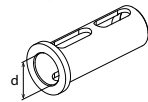
T.BMT.45BBD20H



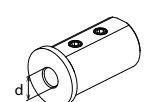
Ød	Code
Ø32	T.B.F32.MT1
Ø32	T.B.F32.MT2




Ø8	T.B.A3208G
Ø10	T.B.A3210G
Ø12	T.B.A3212G
Ø16	T.B.A3216G
Ø20	T.B.A3220G



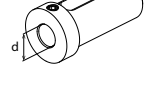
Ø25	T.B.B3225G
-----	------------



Ø16	T.B.D3216K
Ø20	T.B.D3220K
Ø25	T.B.D3225K



Ø8	T.B.E2008K
Ø10	T.B.E2010K
Ø12	T.B.E2012K
Ø16	T.B.E2016K
Ø16	T.B.E3216K
Ø20	T.B.E3220K
Ø25	T.B.E3225K



BMT55 Ø40



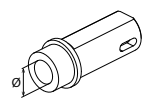
Code

T.BMT.55BB4070H

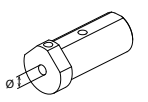


Code

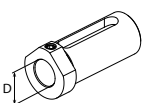
T.BMT.55BBC4060K
T.BMT.55BBC40100K



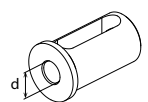
Ød	Code
-	T.B.L.MT1
-	T.B.L.MT2
-	T.B.L.MT3



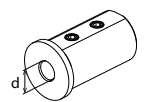
Ød	Code
Ø10	T.B.M4010G
Ø12	T.B.M4012G
Ø16	T.B.M4016G



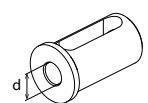
Ød	Code
Ø20	T.B.DS14020G
Ø25	T.B.DS14025G
Ø32	T.B.DS14032G



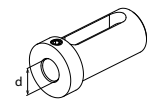
Ød	Code
Ø20	T.B.DS24020G
Ø25	T.B.DS24025G
Ø32	T.B.DS24032G



Ød	Code
Ø8	T.B.C4008K
Ø10	T.B.C4010K
Ø12	T.B.C4012K



Ød	Code
Ø16	T.B.D.4016K
Ø20	T.B.D.4020K
Ø25	T.B.D.4025K
Ø32	T.B.D.4032K



Ød	Code
Ø16	T.B.E4016G
Ø20	T.B.E4020G
Ø25	T.B.E4025G
Ø32	T.B.E4032G

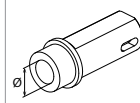
**DOOSAN / HARDINGE / SAMSUNG / HWACHEON
HYUNDAI WIA / VICTOR / HAAS / GOODWAY / JYOTI**

BMT65/75 Ø40/50

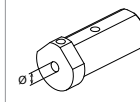


Code

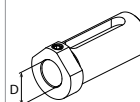
T.BMT.65BBC4072H
T.BMT.65BBC40100H



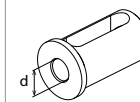
Ød	Code
-	T.B.L.MT1
-	T.B.L.MT2
-	T.B.L.MT3



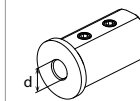
Ød	Code
Ø10	T.B.M4010G
Ø12	T.B.M4012G
Ø16	T.B.M4016G



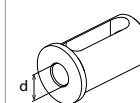
Ød	Code
Ø20	T.B.DS14020G
Ø25	T.B.DS14025G
Ø32	T.B.DS14032G



Ød	Code
Ø20	T.B.DS24020G
Ø25	T.B.DS24025G
Ø32	T.B.DS24032G



Ød	Code
Ø8	T.B.C4008K
Ø10	T.B.C4010K
Ø12	T.B.C4012K



Ød	Code
Ø16	T.B.D.4016K
Ø20	T.B.D.4020K
Ø25	T.B.D.4025K
Ø32	T.B.D.4032K



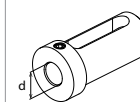
Ød	Code
Ø16	T.B.E4016k
Ø20	T.B.E4020k
Ø25	T.B.E4025k
Ø32	T.B.E4032k

BMT85 Ø60

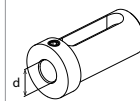


Code

T.BMT.75BBC60110H



Ød	Code
Ø25	T.B.E5025k
Ø32	T.B.E5032k
Ø40	T.B.E5040k



Ød	Code
Ø25	T.B.E6025k
Ø32	T.B.E6032k
Ø40	T.B.E6040k
Ø50	T.B.E6050k

MODELLI DI TORNO COMPATIBILI
 COMPATIBLE LATHE TYPES

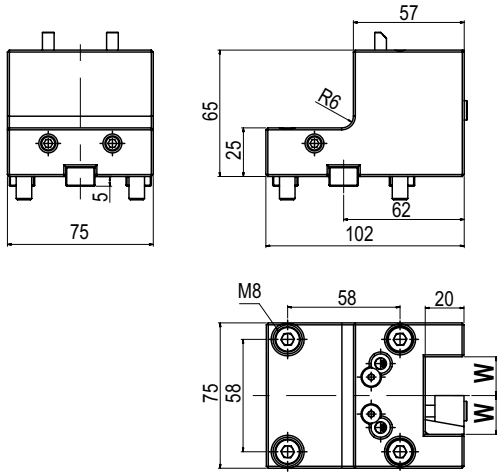
DOOSAN

HARDINGE

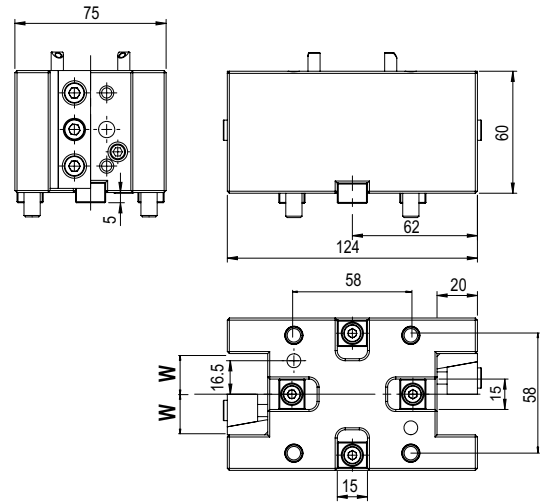
SMEC

Vedi pagine compatibilità 6.6 / 6.7 - See compatibility pages 6.6 / 6.7

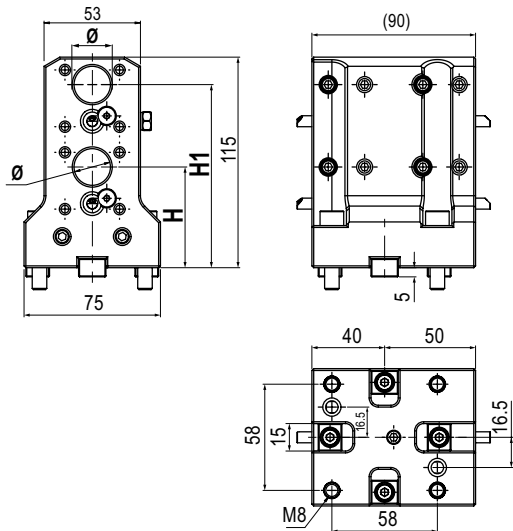
BMT 45



Code	W	
T.BMT.45C12020H	20	



Code	W	
T.BMT.45C1D2020H	20	



Code	Ø	H	H1	
T.BMT.45BBD20H	20	55	110	

6

MODELLI DI TORNIO COMPATIBILI
 COMPATIBLE LATHE TYPES

DOOSAN

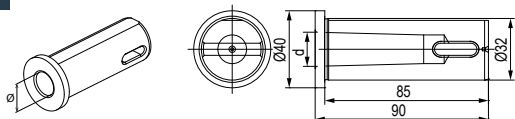
HARDINGE

SMEC

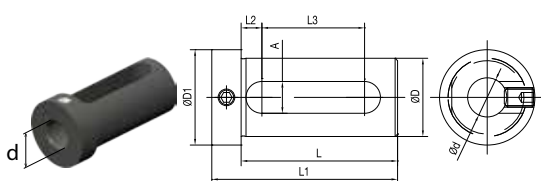
Vedi pagine compatibilità 6.6 / 6.7 - See compatibility pages 6.6 / 6.7

BUSSOLE DI RIDUZIONE PER PORTABARENI

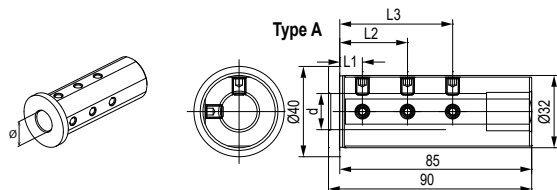
BORING BAR HOLDER REDUCTION SLEEVES

Bloccaggio con asola a finecorsa / Clamping with limit switch slot


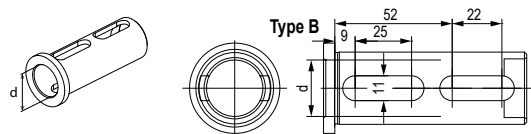
Code	Morse	Ød
T.B.F32.MT1	1	12,065
T.B.F32.MT2	2	17,780

Bloccaggio con asola e grano \ Clamping with slot and set-screw


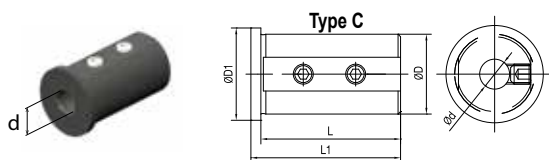
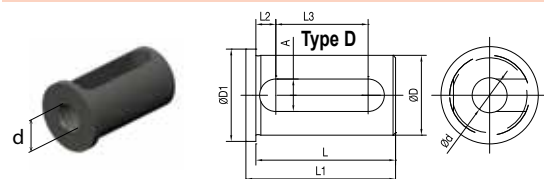
Code	ØD	Ød	L	L1	L2	L3	A	D1
T.B.E2008K	20	8	50	60	7	29	11	28
T.B.E2010K	20	10	50	60	7	29	11	28
T.B.E2012K	20	12	50	60	7	29	11	28
T.B.E2016K	20	16	50	60	7	29	11	28
T.B.E3216K	32	16	65	77	8	42	13	39
T.B.E3220K	32	20	65	77	8	42	13	39
T.B.E3225K	32	25	65	77	8	42	13	39

Bloccaggio con grani / Clamping with set-screws


Code	Ød	L1	L2	L3	Type
T.B.A3206G	6	8	35	-	A
T.B.A3208G	8	8	35	-	A
T.B.A3210G	10	8	40	-	A
T.B.A3212G	12	8	40	-	A
T.B.A3216G	16	10	30	50	A
T.B.A3220G	20	10	30	50	A
T.B.B3225G	25	-	-	-	B

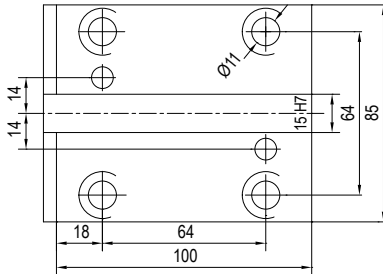
Bloccaggio con doppia asola / Clamping with double slot


Code	ØD	Ød	L	L1	L2	L3	A	ØD1	Type
T.B.C3208K	32	8	56	60	-	-	-	37	C
T.B.C3210K	32	10	56	60	-	-	-	37	C
T.B.C3212K	32	12	56	60	-	-	-	37	C
T.B.D3220K	32	16	56	60	8	37	13	37	D
T.B.D3225K	32	20	56	60	8	37	13	37	D

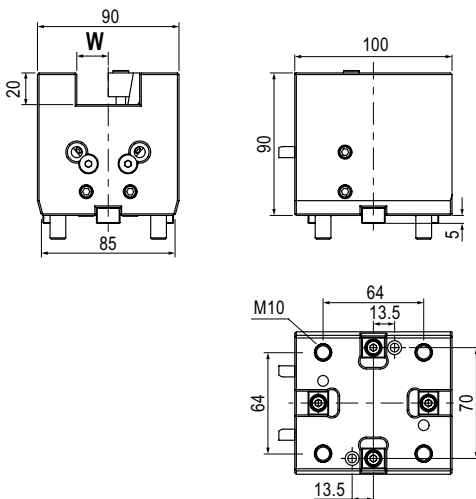
Bloccaggio con grani \ Clamping with set-screws

Bloccaggio con asola / Clamping with slot


MODELLI DI TORNO COMPATIBILI
 COMPATIBLE LATHE TYPES

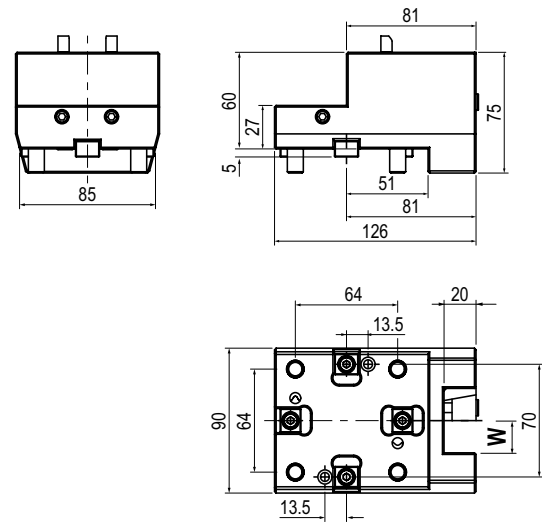
Vedi pagine compatibilità 6.6 / 6.7 - See compatibility pages 6.6 / 6.7

ATTACCO / COUPLING

MODELLI DI TORNO COMPATIBILI - COMPATIBLE LATHE TYPES

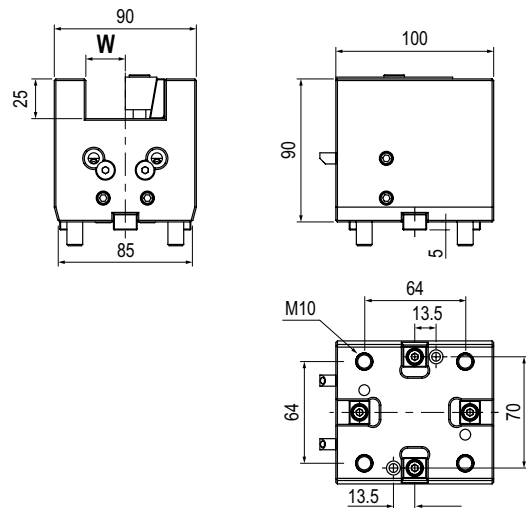
- **DOOSAN BMT55:** Lynx 300(M) - PUMA 1500/2000/2500(M,S,Y) - PUMA 2100 (Y,L,Y,S,Y,LSY) - PUMA 2100/2600/3100M/Y/MS/SY - PUMA 230/240/280(M,LM,S) - PUMA GT2100M - PUMA H250TM - PUMA MX1600 / 2100(ST/LST) - PUMA TL2000/2500 (M,LM) - PUMA TT1500/1800(MS,SY) - PUMA TW2600
- **HARDINGE:** CONQUEST H51 - SUPER PRECISION T56 - T65
- **HWACHEON:** CUTEX-160 / 180 / 240 / T2 (MC / SMC / YMC / YSMC) - VT 450 (MC)
- **HYUNDAI WIA:** HD2200 (M / MC) - SKT-160 / 180 TTMS / TTSY / LM1600 / 1800 TTSY - L160, 230 (MA / LMA / LMSA) - SKT-160, 180 (TTMS / TTSY)
- **SAMSUNG:** PL 240 (LM) - SL 1500,2000 (M/SY)
- **VICTOR:** VTURN-A16, A20 (CM / SCM / YCM / YSCM) - VTURN-Q200



	TIPO - TYPE Stelo quadro assiale Axial face and cutting holder		REFRIGERANTE COOLANT Esterno External
Code	W		
T.BMT.55B12020H	20		



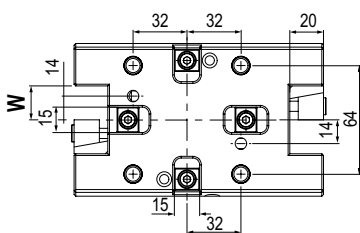
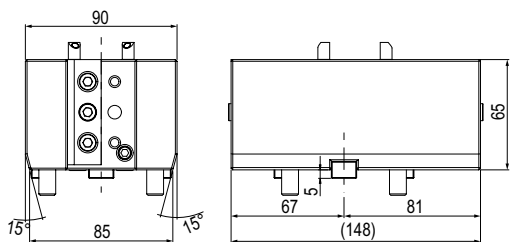
	TIPO - TYPE Stelo quadro radiale Radial face and cutting holder		REFRIGERANTE COOLANT Esterno External
Code	W		
T.BMT.55C12020H	20		
T.BMT.55C12525H	25		



	TIPO - TYPE Stelo quadro assiale Axial face and cutting holder		REFRIGERANTE COOLANT Esterno External
Code	W		
T.BMT.55B12525H	25		

MODELLI DI TORNIO COMPATIBILI
COMPATIBLE LATHE TYPES
DOOSAN
HWACHEON
HYUNDAI WIA
SAMSUNG
VICTOR

Vedi pagine compatibilità 6.6 / 6.7 - See compatibility pages 6.6 / 6.7



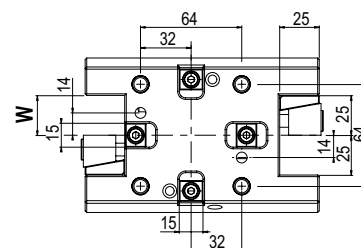
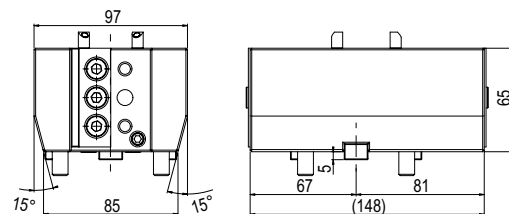
TIPO - TYPE

Stelo quadro radiale doppio
 2 RD face and cutting holder

 REFRIGERANTE
 COOLANT

Esterno
 External

Code	W	
T.BMT.55C1D2020H	20	



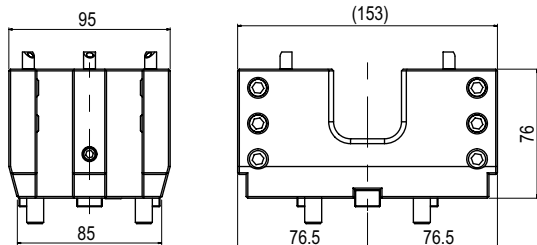
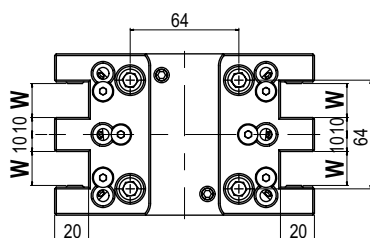
TIPO - TYPE

Stelo quadro radiale doppio
 2 RD face and cutting holder

 REFRIGERANTE
 COOLANT

Esterno
 External

Code	W	
T.BMT.55C1D2525H	25	



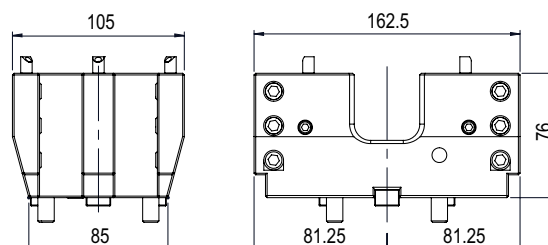
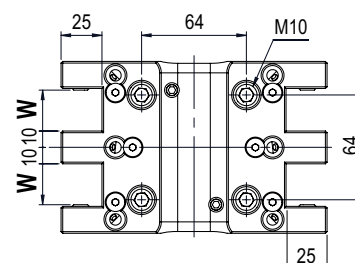
TIPO - TYPE

Stelo quadro rad. quadruplo
 4 RD face and cutting holder

 REFRIGERANTE
 COOLANT

Esterno
 External

Code	W	
T.BMT.55C2D2020H	20	



TIPO - TYPE

Stelo quadro rad. quadruplo
 4 RD face and cutting holder

 REFRIGERANTE
 COOLANT

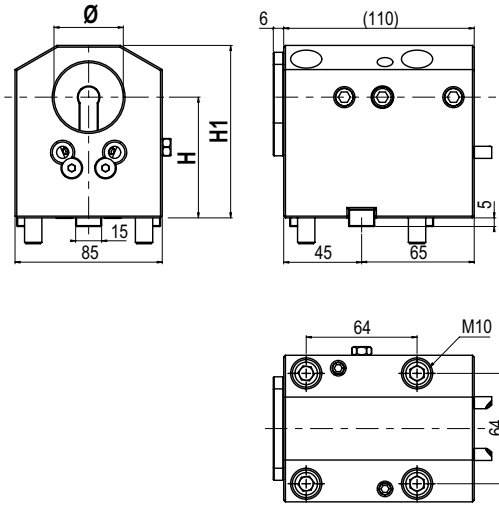
Esterno
 External

Code	W	
T.BMT.55C2D2525H	25	

MODELLI DI TORNO COMPATIBILI
 COMPATIBLE LATHE TYPES

DOOSAN
HWACHEON
HYUNDAI WIA
SAMSUNG
VICTOR

Vedi pagine compatibilità 6.6 / 6.7 - See compatibility pages 6.6 / 6.7



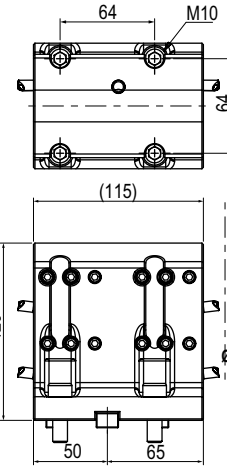
TIPO - TYPE

Portabareno
 Boring bar cutting holder

 REFRIGERANTE
 COOLANT

Esterno & Interno
 External & Internal

Code	Ø	H	H1	
T.BMT.55BB4070H	40	70	100	



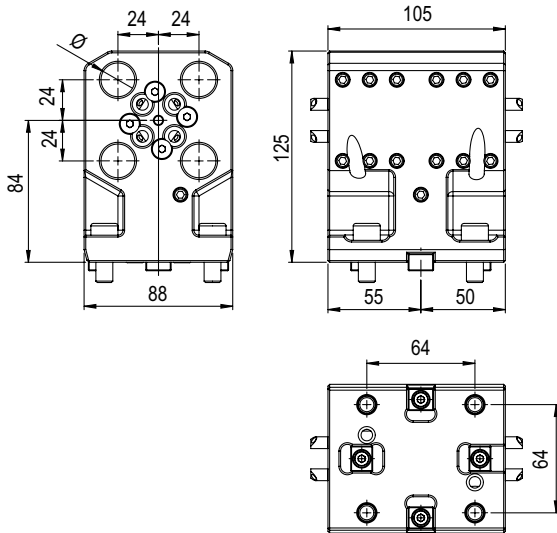
TIPO - TYPE

Portabareno doppio
 Double boaring bar holder

 REFRIGERANTE
 COOLANT

Esterno & Interno
 External & Internal

Code	Ø	H	H1	
T.BMT.55BBD25H	25	52	97	



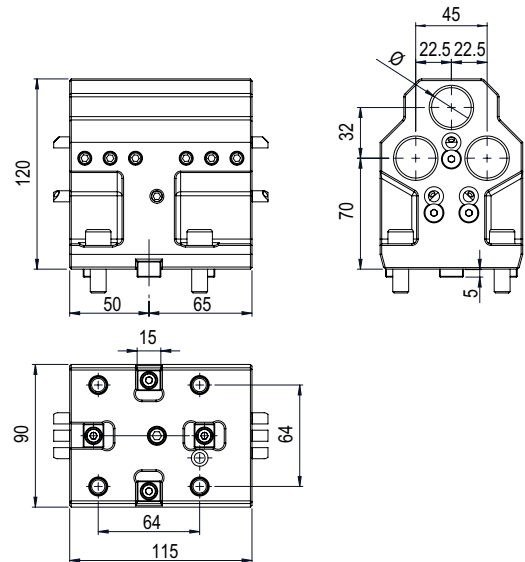
TIPO - TYPE

Portabareno 4 posizioni
 4 pos. Boring bar tool holder

 REFRIGERANTE
 COOLANT

Esterno
 External

Code	Ø			
T.BMT.55BB2D20H	20			



TIPO - TYPE

Portabareno 3 posizioni
 3 pos. Boring bar tool holder

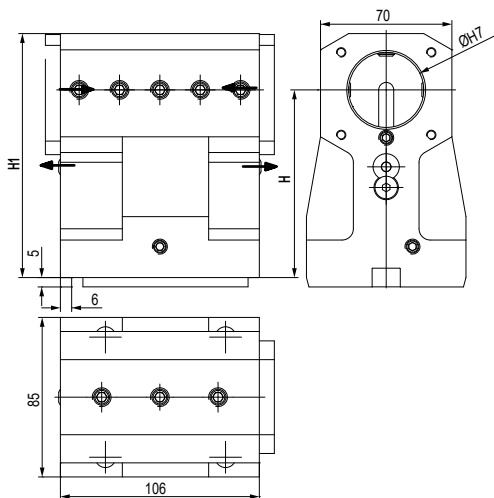
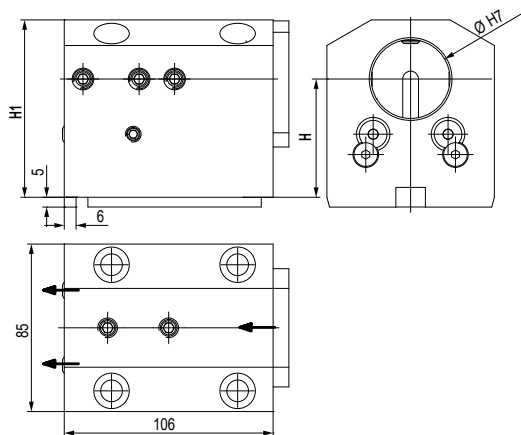
 REFRIGERANTE
 COOLANT

Esterno
 External

Code	Ø			
T.BMT.55BBT25H	25			

MODELLI DI TORNIO COMPATIBILI
COMPATIBLE LATHE TYPES
DOOSAN
HWACHEON
HYUNDAI WIA
SAMSUNG
VICTOR

Vedi pagine compatibilità 6.6 / 6.7 - See compatibility pages 6.6 / 6.7



TIPO - TYPE

Portabareno
 Boring bar cutting holder

 REFRIGERANTE
 COOLANT

Esterno & Interno
 External & Internal

Code	Ø	H	H1	
T.BMT.55BBC4060K	40	60±0.02	90	



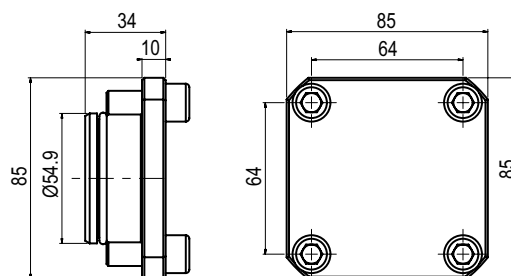
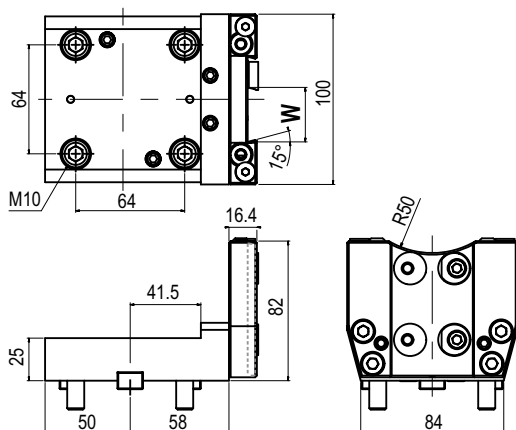
TIPO - TYPE

Portabareno
 Boring bar cutting holder

 REFRIGERANTE
 COOLANT

Esterno & Interno
 External & Internal

Code	Ø	H	H1	
T.BMT.55BBC40100K	40	100±0.02	130	



TIPO - TYPE

Porta Lama
 Cut off holder

 REFRIGERANTE
 COOLANT

Esterno
 External

Code	W	
T.BMT.55H12600H	26	
T.BMT.55H13200H	32	



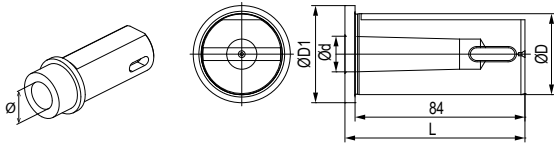
TIPO - TYPE

Tappo in acciaio
 Steel Turret Cup

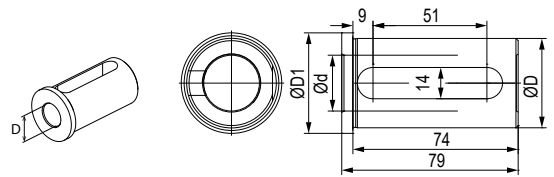
Code	
T.BMT.55Z10000H	

BUSSOLE DI RIDUZIONE PER PORTABARENI

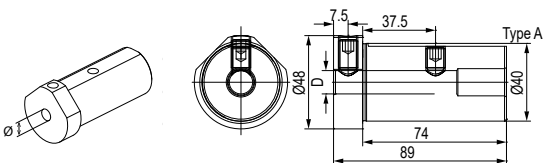
BORING BAR HOLDER REDUCTION SLEEVES

Bloccaggio con con asola a finecorsa / Clamping with limit switch slot


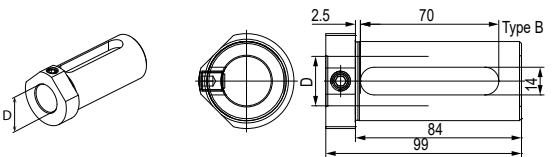
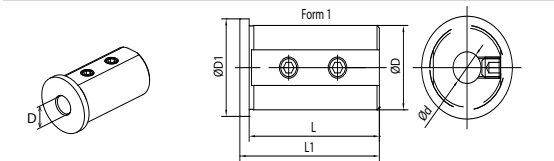
Code	Morse	ØD	Ød	L
T.B.L.MT1	1	40	12,065	89
T.B.L.MT2	2	40	17,780	89
T.B.L.MT3	3	40	23,825	110

Bloccaggio con asola \ Clamping with slot


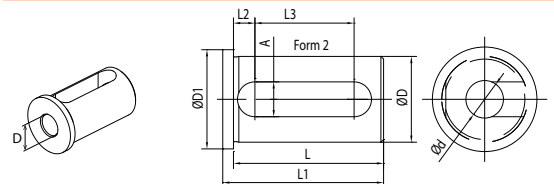
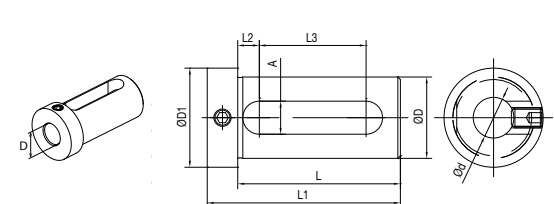
Code	Ød
T.B.DS24020G	20
T.B.DS24025G	25
T.B.DS24032G	32

Bloccaggio con grano \ Clamping with set-screw


Code	Ød	Type
T.B.M4010G	10	M
T.B.M4012G	12	M
T.B.M4016G	16	M
T.B.DS14020G	20	DS
T.B.DS14025G	25	DS
T.B.DS14032G	32	DS

Bloccaggio con asola con grano / Clamping with set-screw

Bloccaggio con grani \ Clamping with set-screws


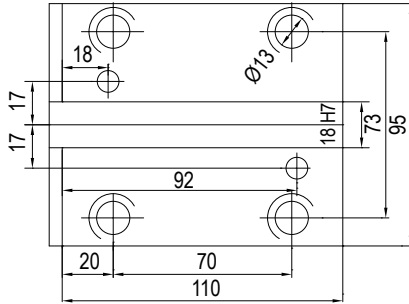
Code	ØD	Ød	L	I1	I2	I3	A	ØD1	Type
T.B.C2508K	25	8	46	50	-	-	-	30	C
T.B.C2510K	25	10	46	50	-	-	-	30	C
T.B.C2512K	25	12	46	50	-	-	-	30	C
T.B.C4008K	40	8	71	75	-	-	-	45	C
T.B.C4010K	40	10	71	75	-	-	-	45	C
T.B.C4012K	40	12	71	75	-	-	-	45	C
T.B.D2516K	25	16	46	50	8	27	13	30	C
T.B.D2520K	25	20	46	50	8	27	13	30	C
T.B.D4016K	40	16	71	75	8	52	13	45	D
T.B.D4020K	40	20	71	75	8	52	13	45	D
T.B.D4025K	40	25	71	75	8	52	13	45	D
T.B.D4032K	40	32	71	75	8	52	13	45	D

Bloccaggio con asola / Clamping with slot

Bloccaggio con asola e grano \ Clamping with slot and set-screw


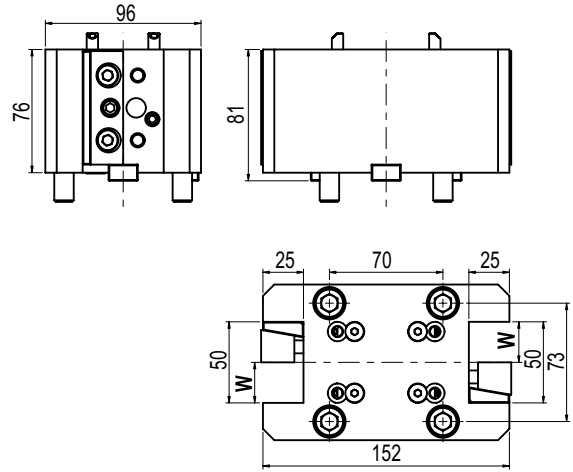
Code	ØD	Ød	L	I1	I2	I3	A	ØD1
T.B.E2008K	20	8	50	60	7	29	11	28
T.B.E2010K	20	10	50	60	7	29	11	28
T.B.E2012K	20	12	50	60	7	29	11	28
T.B.E2016K	20	16	50	60	7	29	11	28
T.B.E2512K	25	12	55	67	8	32	13	33
T.B.E2516K	25	16	55	67	8	32	13	33
T.B.E2520K	25	20	55	67	8	32	13	33
T.B.E4016k	40	16	74	88	9	51	14	48
T.B.E4020k	40	20	74	88	9	51	14	48
T.B.E4025k	40	25	74	88	9	51	14	48
T.B.E4032k	40	32	74	88	9	51	14	48

MODELLI DI TORNO COMPATIBILI
COMPATIBLE LATHE TYPES
DOOSAN
HWACHEON
HYUNDAI WIA
SAMSUNG
VICTOR
HAAS
MAXIS
TONGAI

Vedi pagine compatibilità 6.6 / 6.7 - See compatibility pages 6.6 / 6.7

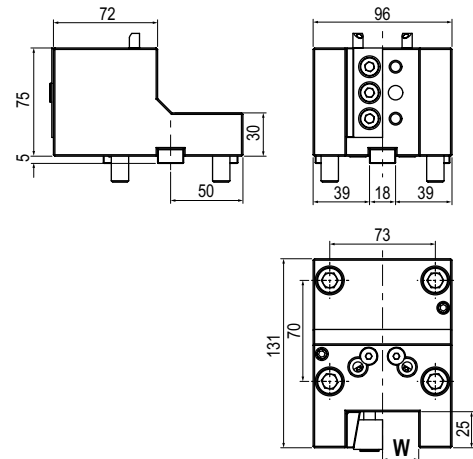
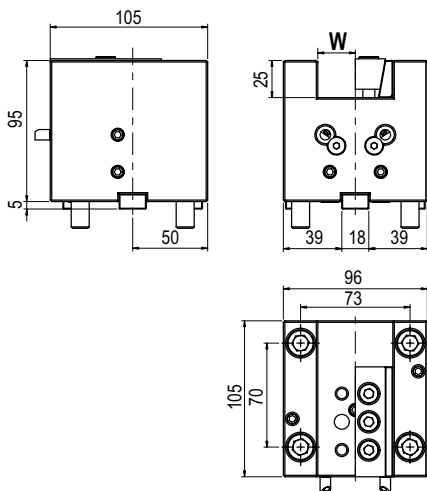
ATTACCO / COUPLING

MODELLI DI TORNO COMPATIBILI - COMPATIBLE LATHE TYPES

- **DOOSAN:** PUMA 2100/2600 (M,LM,MS,LMS) (Y,LY,SY,LSY) - PUMA 300 (M,MS,MB,MC) - PUMA TT2000 - PUMA3100(M,LM,LY,XML,XLY,ULM,ULY) - PUMA MX2000/2500 - PUMA MX2600 (T,SY,ST) PUMA TT2500 (MS/SY) - PUMA V400 (M) - PUMA VT450 (M,2SP) - INVERTURN 3000 (M)
- **HAAS:** ST20 - ST25 - ST30 - ST35 - DS30Y - ST-20Y - ST-25Y - ST-30Y - ST-35Y
- **HWACHEON:** CUTEX-240 (MC/SMC) - HI-TECH 200, 230, 300, 400, 450 (MC/SMC/YMC/YSMC) VT-450 T2-SERIES (MC/SMC/YMC/YSMC)
- **HYUNDAI WIA:** L300 (MA/MC/LMA/LMC/SMA/SMC/ LMSA) - LM 2000, 2500 (TTM/TTMS/TTSY) L2000, 2100, 2600, 3000 (Y/LS/SY/LSY) - SKT200, 250 (TTSY) - SKT250, 300 (LM/LMS/M/MS)
- **MAXIS:** BMT65
- **SAMSUNG SMEC:** SL25/35 - PL20/25/35M - PL35LM - PL2000/2500M - SL3500 (Y)
- **VICTOR:** VTURN-A26 (CM / SCM / YCM / YSCM)
- **TONGAI:** TMT200



	TIPO - TYPE Stelo quadro radiale doppio 2 RD face and cutting holder		REFRIGERANTE COOLANT Esterno External
--	--	--	--

Code	W	
T.BMT.65C1D2020H	20	
T.BMT.65C1D2525H	25	



	TIPO - TYPE Stelo quadro assiale Axial face and cutting holder		REFRIGERANTE COOLANT Esterno External
--	--	--	--

Code	W	
T.BMT.65B12020H	20	
T.BMT.65B12525H	25	

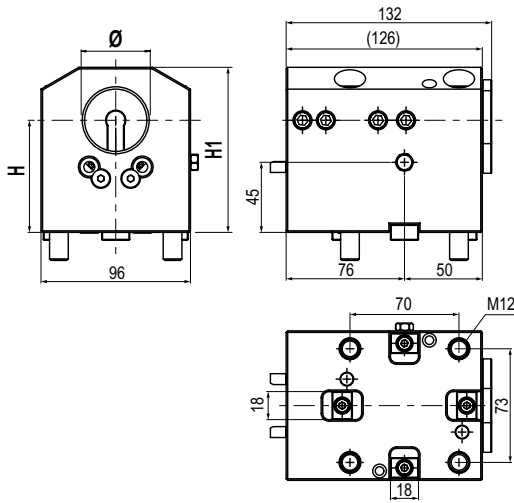
	TIPO - TYPE Stelo quadro radiale Radial face and cutting holder		REFRIGERANTE COOLANT Esterno External
--	---	--	--

Code	W	
T.BMT.65C12020H	20	
T.BMT.65C12525H	25	

MODELLI DI TORNO COMPATIBILI
 COMPATIBLE LATHE TYPES

DOOSAN
HWACHEON
HYUNDAI WIA
SAMSUNG
VICTOR
HAAS
MAXIS
TONGAI

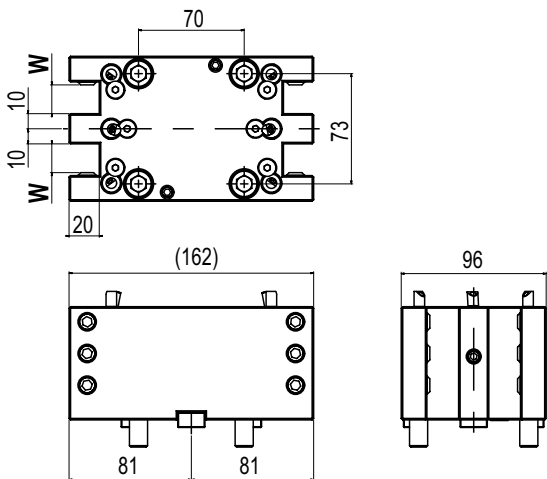
Vedi pagine compatibilità 6.6 / 6.7 - See compatibility pages 6.6 / 6.7



TIPO - TYPE
Portabareno
 Boring bar cutting holder

REFRIGERANTE
 COOLANT
Esterno & Interno
 External & Internal

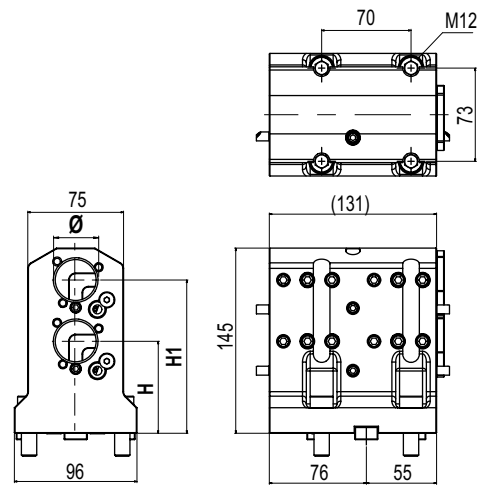
Code	Ø	H	H1	
T.BMT.65BBC4072H	40	72	106	
T.BMT.65BBC40100H	40	100	140	



TIPO - TYPE
Stelo quadro rad. quadruplo
 4 RD face and cutting holder

REFRIGERANTE
 COOLANT
Esterno
 External

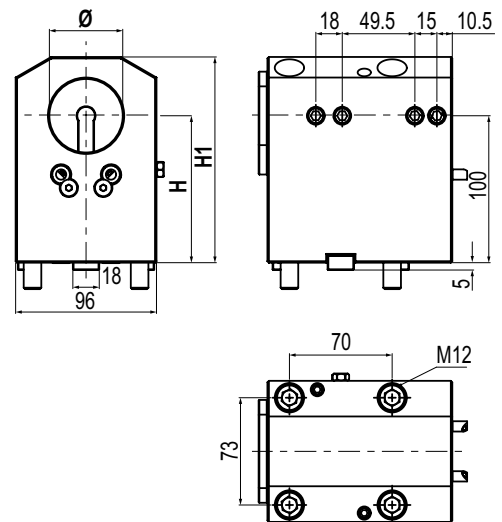
Code	W	
T.BMT.65C2D2020H	20	
T.BMT.65C2D2525H	25	



TIPO - TYPE
Portabareno doppio
 Double boaring bar holder

REFRIGERANTE
 COOLANT
Esterno & Interno
 External & Internal

Code	Ø	H	H1	
T.BMT.65BBD32H	32	72	120	



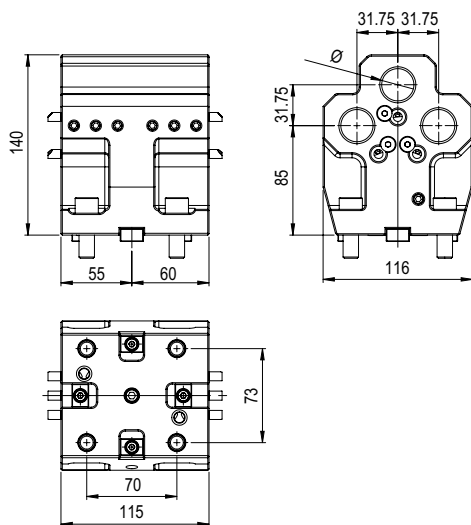
TIPO - TYPE
Portabareno
 Boring bar cutting holder

REFRIGERANTE
 COOLANT
Esterno & Interno
 External & Internal

Code	Ø	H	H1	
T.BMT.65BBC5072H	50	72	106	
T.BMT.65BBC50100H	50	100	140	

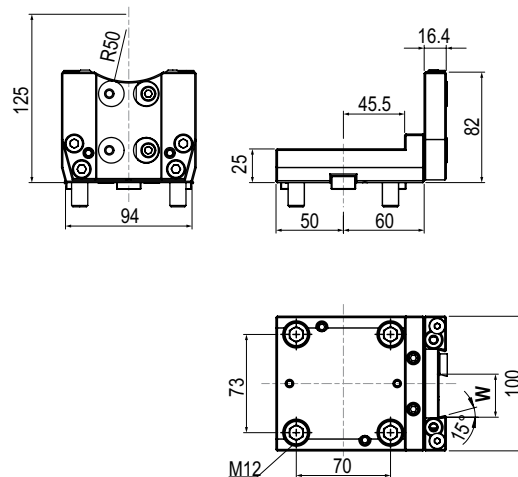
MODELLI DI TORNIO COMPATIBILI
COMPATIBLE LATHE TYPES
DOOSAN
HWACHEON
HYUNDAI WIA
SAMSUNG
VICTOR
HAAS
MAXIS
TONGAI

Vedi pagine compatibilità 6.6 / 6.7 - See compatibility pages 6.6 / 6.7


TIPO - TYPE
Portabareno 3 posizioni
3 pos. Boring bar tool holder

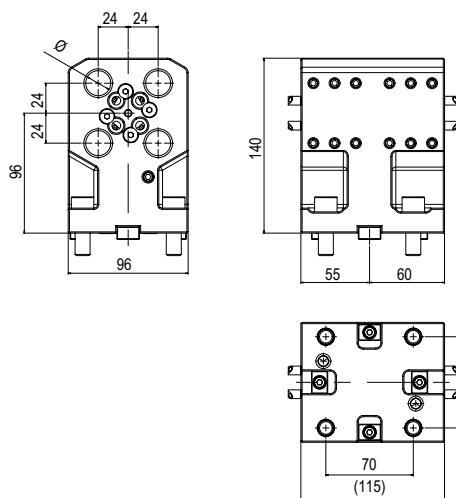
REFRIGERANTE
COOLANT
Esterno
External

Code	Ø	
T.BMT.65BBT25H	25	


TIPO - TYPE
Porta Lama
Cut off holder

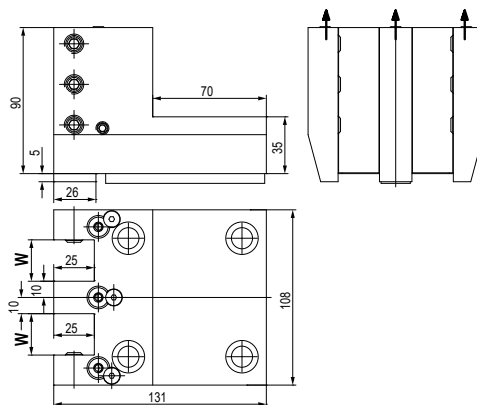
REFRIGERANTE
COOLANT
Esterno
External

Code	W	
T.BMT.65H13200H	32	


TIPO - TYPE
Portabareno 4 posizioni
4 pos. Boring bar tool holder

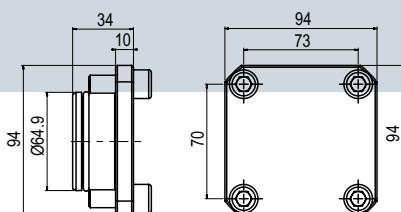
REFRIGERANTE
COOLANT
Esterno
External

Code	Ø	
T.BMT.65BB2D20H	20	


TIPO - TYPE
Stelo quadro radiale doppio
Radial 2 Face cutting holder

REFRIGERANTE
COOLANT
Esterno
External

Code	W	
T.BMT.65C1Y2525K	25	

Tappo in acciaio
Steel Turret Cup


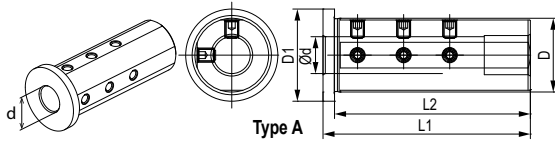
Code		
T.BMT.65Z10000H		

Vedi pagine compatibilità 6.6 / 6.7 - See compatibility pages 6.6 / 6.7

BUSSOLE DI RIDUZIONE PER PORTABARENI

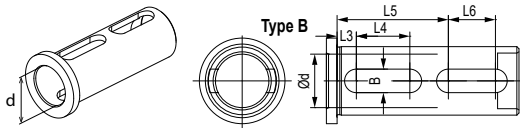
BORING BAR HOLDER REDUCTION SLEEVES

Bloccaggio con grani / Clamping with set-screws

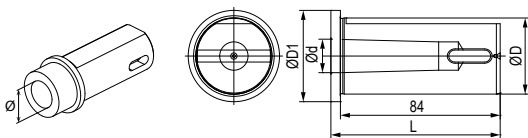


Code	ØD	Ød	ØD1	L1	L2	L3	L4	L5	L6	B	Type
T.B.A5012G	50	12	60	130	125	-	-	-	-	-	A
T.B.A5016G	50	16	60	130	125	-	-	-	-	-	A
T.B.A5020G	50	20	60	130	125	-	-	-	-	-	A
T.B.A5025G	50	25	60	130	125	-	-	-	-	-	A
T.B.A5032G	50	32	60	130	125	-	-	-	-	-	A
T.B.B5040G	50	40	60	130	125	10	45	75	37	13	B

Bloccaggio con doppia asola / Clamping with double slot

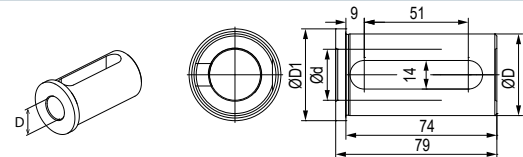


Bloccaggio con asola a finecorsa / Clamping with limit switch slot



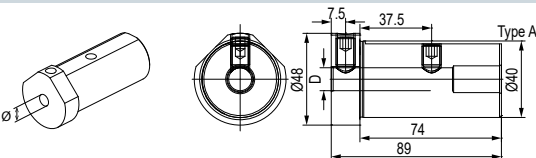
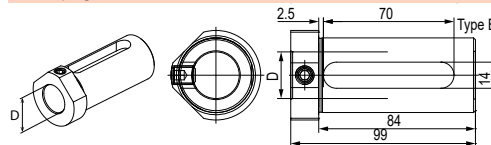
Code	Morse	ØD	Ød	L
T.B.L MT1	1	40	12,065	89
T.B.L MT2	2	40	17,780	89
T.B.L MT3	3	40	23,825	110

Bloccaggio con asola \ Clamping with slot



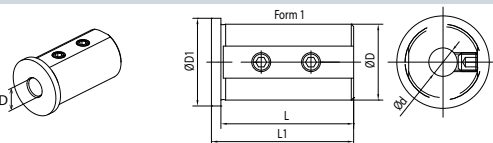
Code	D	Ød
T.B.DS24020G	40	20
T.B.DS24025G	40	25
T.B.DS24032G	40	32

Bloccaggio con grano \ Clamping with set-screw


 Bloccaggio con asola con grano
 Clamping with slot and set-screw


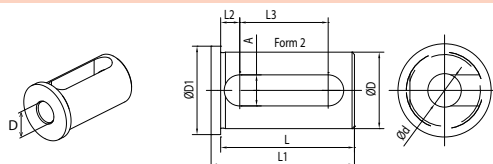
Code	Ød	Type
T.B.M4010G	10	M
T.B.M4012G	12	M
T.B.M4016G	16	M
T.B.DS14020G	20	DS
T.B.DS14025G	25	DS
T.B.DS14032G	32	DS

Bloccaggio con grani \ Clamping with set-screws

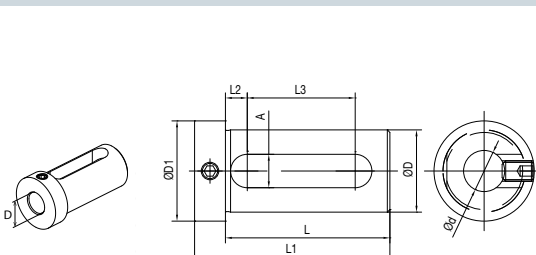


Code	ØD	Ød	L	I1	I2	I3	A	ØD1	Type
T.B.C25 08K	25	8	46	50	-	-	-	30	C
T.B.C2510K	25	10	46	50	-	-	-	30	C
T.B.C2512K	25	12	46	50	-	-	-	30	C
T.B.C3216K	32	16	56	60	-	-	-	37	C
T.B.C4008K	40	8	71	75	-	-	-	45	C
T.B.C4010K	40	10	71	75	-	-	-	45	C
T.B.C4012K	40	12	71	75	-	-	-	45	C
T.B.D2516K	25	16	46	50	8	27	13	30	C
T.B.D2520K	25	20	46	50	8	27	13	30	C
T.B.D3216K	32	16	56	60	8	37	13	37	D
T.B.D3220K	32	20	56	60	8	37	13	37	D
T.B.D4016K	40	16	71	75	8	52	13	45	D
T.B.D4020K	40	20	71	75	8	52	13	45	D
T.B.D4025K	40	25	71	75	8	52	13	45	D
T.B.D4032K	40	32	71	75	8	52	13	45	D

Bloccaggio con asola / Clamping with slot



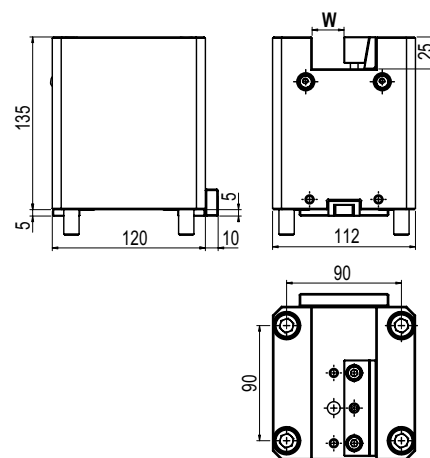
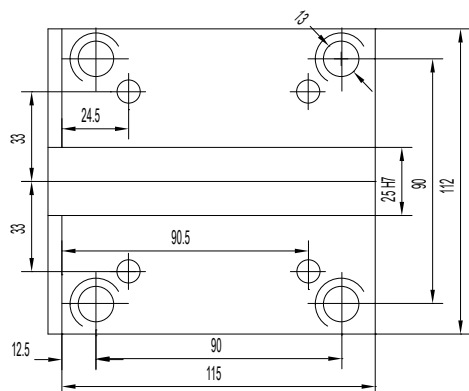
Bloccaggio con asola e grano \ Clamping with slot and set-screw



Code	ØD	Ød	L	I1	I2	I3	A	ØD1
T.B.E2008K	20	8	50	60	7	29	11	28
T.B.E2010K	20	10	50	60	7	29	11	28
T.B.E2012K	20	12	50	60	7	29	11	28
T.B.E2016K	20	16	50	60	7	29	11	28
T.B.E2512K	25	12	55	67	8	32	13	33
T.B.E2516K	25	16	55	67	8	32	13	33
T.B.E2520K	25	20	55	67	8	32	13	33
T.B.E4016k	40	16	74	88	9	51	14	48
T.B.E4020k	40	20	74	88	9	51	14	48
T.B.E4025k	40	25	74	88	9	51	14	48
T.B.E4032k	40	32	74	88	9	51	14	48
T.B.E5025k	50	25	84	98	9	61	14	59
T.B.E5032k	50	32	84	98	9	61	14	59
T.B.E5040k	50	40	84	98	9	61	14	59

MODELLI DI TORNIO COMPATIBILI
COMPATIBLE LATHE TYPES
DOOSAN
HWACHEON
HYUNDAI WIA
SAMSUNG
VICTOR
HAAS
MAXIS
TONGAI

Vedi pagine compatibilità 6.6 / 6.7 - See compatibility pages 6.6 / 6.7

ATTACCO / COUPLING

MODELLI DI TORNIO COMPATIBILI - COMPATIBLE LATHE TYPES

- **DOOSAN:** PUMA 400, 480, 500 (M / LM) - PUMA 4100, 5100 (M / LY) PUMA V550, 8300 (M) - PUMA VT750 (M / M-2SP)
- **HWACHEON:** HI-TECH 550/700/850/7026 - VT550 / 650 (MC)
- **HYUNDAI WIA:** L400 (MA / LM / LC / LMC) - LV800 (RM) - V80 (R / RM) - SKT-400 (M / LMC)
- **SAMSUNG:** 45 (M) - 800 (VM) - SL45 - 5500 (M)

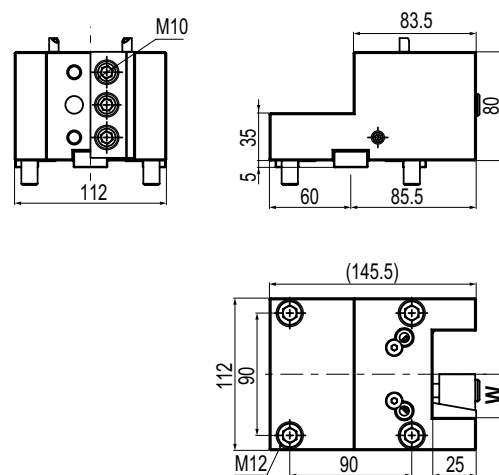
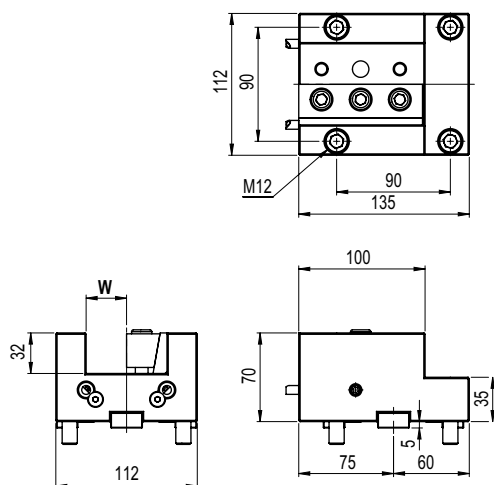
TIPO - TYPE

Stelo quadro assiale
Axial face and cutting holder

REFRIGERANTE
COOLANT

Esterno
External

Code	W	
T.BMT.75B12525H	25	
T.BMT.75B13232H	32	



TIPO - TYPE

Stelo quadro assiale
Axial face and cutting holder

REFRIGERANTE
COOLANT

Esterno
External

Code	W	
T.BMT.75B13232LH	32	

TIPO - TYPE

Stelo quadro radiale
Radial face and cutting holder

REFRIGERANTE
COOLANT

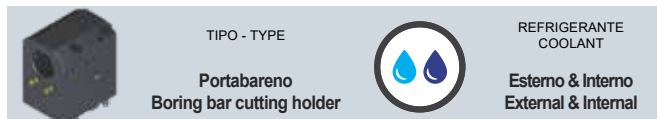
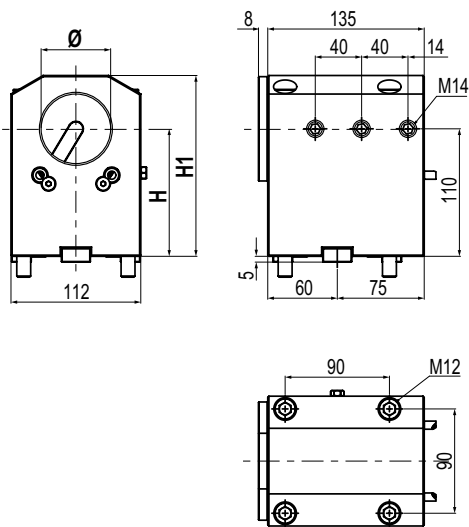
Esterno
External

Code	W	
T.BMT.75C12525H	25	
T.BMT.75C13232H	32	

MODELLI DI TORNO COMPATIBILI
 COMPATIBLE LATHE TYPES

DOOSAN
HWACHEON
HYUNDAI WIA
SAMSUNG

Vedi pagine compatibilità 6.6 / 6.7 - See compatibility pages 6.6 / 6.7



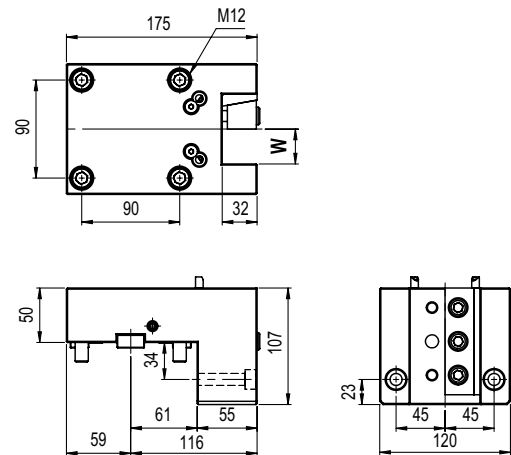
TIPO - TYPE

Portabareno
 Boring bar cutting holder

 REFRIGERANTE
 COOLANT

Esterno & Interno
 External & Internal

Code	Ø	H	H1	
T.BMT.75BBC60110H	60	110	156	



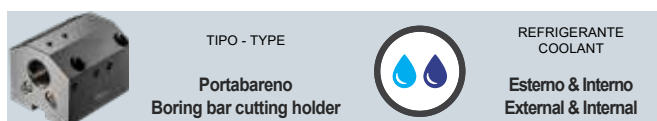
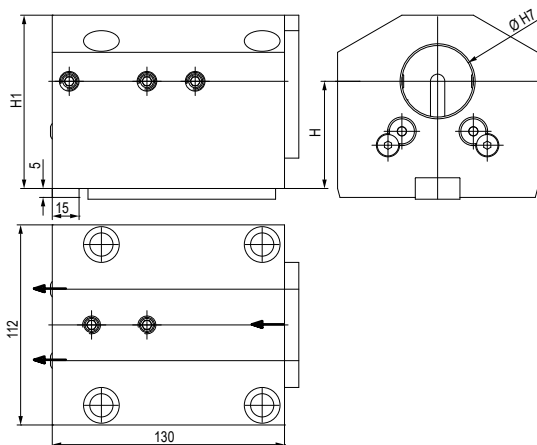
TIPO - TYPE

Stelo quadro radiale
 Radial face and cutting holder

 REFRIGERANTE
 COOLANT

Esterno & Interno
 External & Internal

Code	W	
T.BMT.75C13232LH	32	



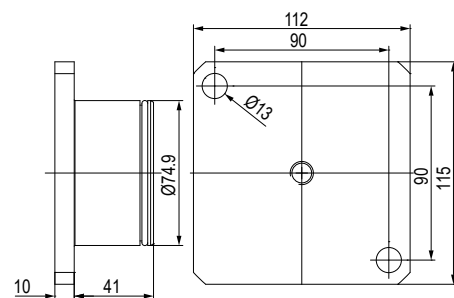
TIPO - TYPE

Portabareno
 Boring bar cutting holder

 REFRIGERANTE
 COOLANT

Esterno & Interno
 External & Internal

Code	Ø	H	H1	
T.BMT.75BBC4060K	40	60±0,02	97	
T.BMT.75BBC5060K	50	60±0,02	97	



TIPO - TYPE

Tappo in acciaio
 Steel Turret Cup

Code	
T.BMT.75Z10000H	

MODELLI DI TORNIO COMPATIBILI
 COMPATIBLE LATHE TYPES

DOOSAN

HWACHEON

HYUNDAI WIA

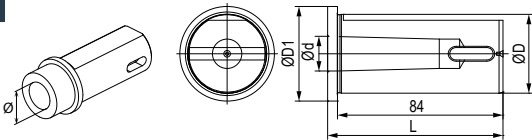
SAMSUNG

Vedi pagine compatibilità 6.6 / 6.7 - See compatibility pages 6.6 / 6.7

BUSSOLE DI RIDUZIONE PER PORTABARENI

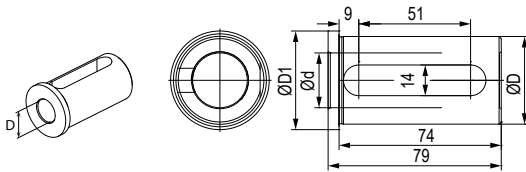
BORING BAR HOLDER REDUCTION SLEEVES

Bloccaggio con asola a finecorsa / Clamping with limit switch slot



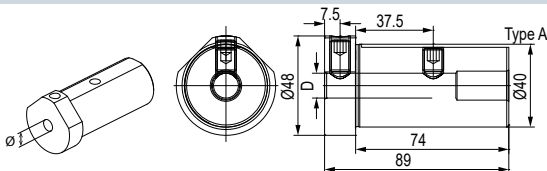
Code	Morse	ØD	Ød	ØD1	L
T.B.L.MT1	1	40	12,065	48	89
T.B.L.MT2	2	40	17,780	48	89
T.B.L.MT3	3	40	23,825	48	110

Bloccaggio con asola / Clamping with collar



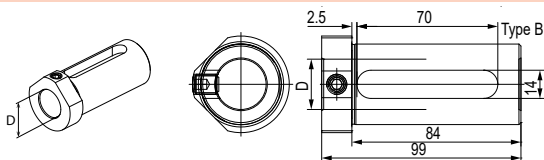
Code	ØD	Ød	ØD1
T.B.DS24020G	40	20	45
T.B.DS24025G	40	25	45
T.B.DS24032G	40	32	45

Bloccaggio con grano \ Clamping with set-screw

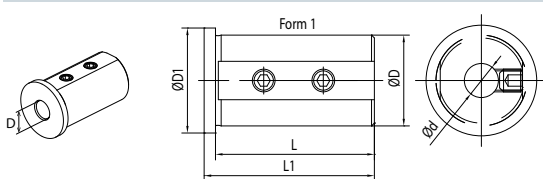


Code	ØD	Ød	ØD1	Type
T.B.M4010G	40	10	48	M
T.B.M4012G	40	12	48	M
T.B.M4016G	40	16	48	M
T.B.DS14020G	40	20	48	DS
T.B.DS14025G	40	25	48	DS
T.B.DS14032G	40	32	48	DS

Bloccaggio con asola con grano / Clamping with set-screw

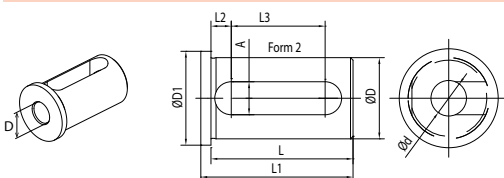


Bloccaggio con grani \ Clamping with set-screws

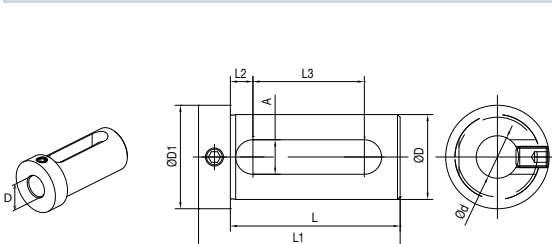


Code	ØD	Ød	L	L1	L2	L3	A	ØD1	Type
T.B.C4008K	40	8	71	75	-	-	-	45	C
T.B.C4010K	40	10	71	75	-	-	-	45	C
T.B.C4012K	40	12	71	75	-	-	-	45	C
T.B.D.4016K	40	16	71	75	8	52	13	45	D
T.B.D.4020K	40	20	71	75	8	52	13	45	D
T.B.D.4025K	40	25	71	75	8	52	13	45	D
T.B.D.4032K	40	32	71	75	8	52	13	45	D

Bloccaggio con asola / Clamping with collar and slot

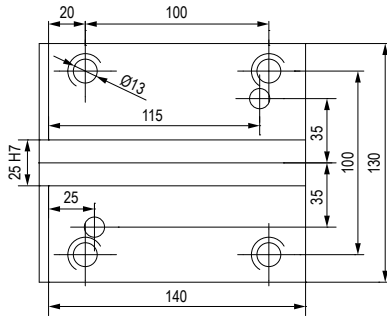


Bloccaggio con asola e grano \ Clamping with slot and set-screw



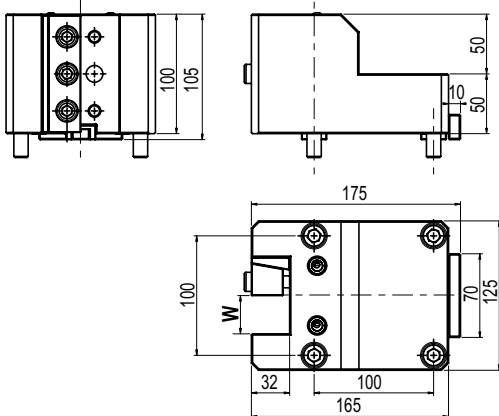
Code	ØD	Ød	L	L1	L2	L3	A	ØD1
T.B.E4016k	40	16	74	88	9	51	14	48
T.B.E4020k	40	20	74	88	9	51	14	48
T.B.E4025k	40	25	74	88	9	51	14	48
T.B.E4032k	40	32	74	88	9	51	14	48
T.B.E5025k	50	25	84	98	9	61	14	59
T.B.E5032k	50	32	84	98	9	61	14	59
T.B.E5040k	50	40	84	98	9	61	14	59
T.B.E6025k	60	25	94	108	9	71	14	69
T.B.E6032k	60	32	94	108	9	71	14	69
T.B.E6040k	60	40	94	108	9	71	14	69
T.B.E6050k	60	50	94	108	9	71	14	69

ATTACCO / COUPLING



MODELLI DI TORNIO COMPATIBILI - COMPATIBLE LATHE TYPES

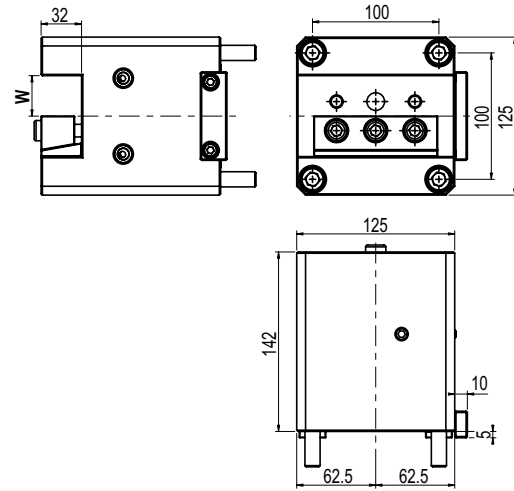
- **DOOSAN:** PUMA VT900M (TM/M) + 18141VT1 - 100M (M) + 18141 - PUMA 600 (M/LM/M) + 18141 PUMA 700 (M/LM/M) + 18141 - PUMA 800 (M/LM) - PUMA VT1100 (M)




 TIPO - TYPE
Stelo quadro radiale
 Radial face and cutting holder


 REFRIGERANTE COOLANT
Esterno
 External

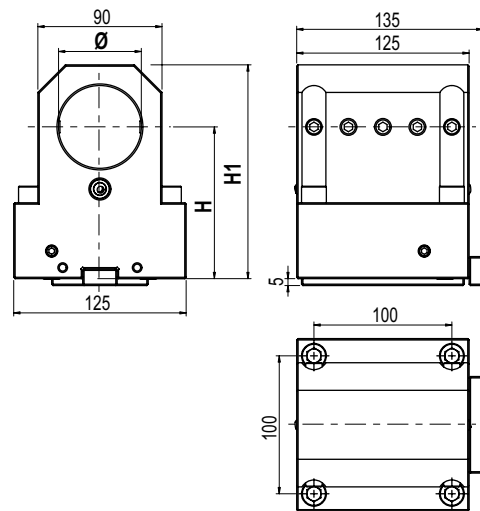
Code	W	
T.BMT.85C13232H	32	






 TIPO - TYPE
Stelo quadro assiale
 Axial face and cutting holder


 REFRIGERANTE COOLANT
Esterno
 External

Code	W	
T.BMT.85B13232H	32	




 TIPO - TYPE
Portabareno
 Boring bar cutting holder

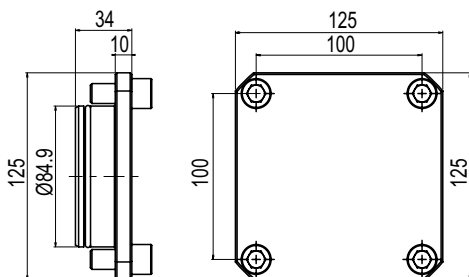

 REFRIGERANTE COOLANT
Esterno
 External

Code	Ø	H	H1	
T.BMT.85BB6085H	60	85	130	
T.BMT.85BB60110H	60	110	155	

MODELLI DI TORNIO COMPATIBILI
 COMPATIBLE LATHE TYPES

DOOSAN

Vedi pagine compatibilità 6.6 / 6.7 - See compatibility pages 6.6 / 6.7



TIPO - TYPE

 Tappo in acciaio
 Steel Turret Cup

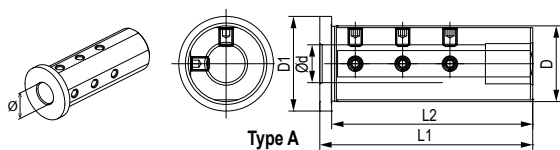
Code

T.BMT.85Z10000H

BUSSOLE DI RIDUZIONE PER PORTABARENI

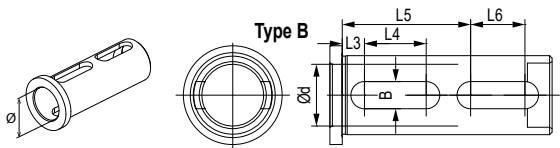
BORING BAR HOLDER REDUCTION SLEEVE

Bloccaggio con grani / Clamping with set-screws

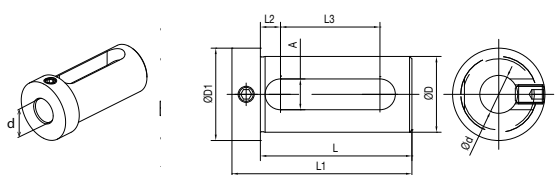


Code	ØD	Ød	ØD1	L1	L2	L3	L4	L5	L6	B	Type
T.B.A6020G	60	20	70	140	135	-	-				1
T.B.A6025G	60	25	70	140	135	-	13				2
T.B.A6032G	60	32	70	140	135	-	13				2
T.B.A6040G	60	40	70	140	135	-	13				2
T.B.B6050G	60	50	70	140	135	15					1

Bloccaggio con doppia asola / Clamping with double slot



Bloccaggio con asola e grano / Clamping with slot and set-screw



Code	ØD	Ød	L	L1	L2	L3	A	ØD1
T.B.E6025k	60	25	94	108	9	71	14	69
T.B.E6032k	60	32	94	108	9	71	14	69
T.B.E6040k	60	40	94	108	9	71	14	69
T.B.E6050K	60	50	94	108	9	71	14	69



GERARDI

**VDI 30 - 40 - 40 -60
BMT
BOLT-ON**

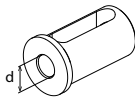
DMG MORI

VDI30 Ø32



Code

T.V30.BB32100K

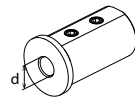


Ød	Code
Ø16	T.B.D3216K
Ø20	T.B.D3220K
Ø25	T.B.D3225K



Code

T.V30.BB3285K

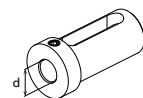


Ød	Code
Ø8	T.B.C3208K
Ø10	T.B.C3210K
Ø12	T.B.C3212K



Code

T.V30.BBD3285K



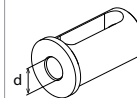
Ød	Code
Ø16	T.B.E3216K
Ø20	T.B.E3220K
Ø25	T.B.E3225K

VDI 40 Ø25-32-40



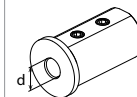
Code

T.V40.BB25100K



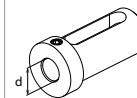
Code

T.V40.BB32100K



Code

T.V40.BB40100K



GOODWAY / CMZ

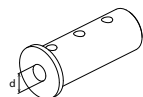
Ød	Code	Ød	Code
Ø8	T.B.C2508K	Ø8	T.B.C4008K
Ø10	T.B.C2510K	Ø10	T.B.C4010K
Ø12	T.B.C2512K	Ø12	T.B.C4012K
Ø8	T.B.C3208K		
Ø10	T.B.C3210K		
Ø12	T.B.C3212K		
Ø16	T.B.D2516K	Ø8	T.B.D.4016K
Ø20	T.B.D2520K	Ø20	T.B.D.4020K
Ø16	T.B.D3216K	Ø25	T.B.D.4025K
Ø20	T.B.D3220K	Ø32	T.B.D.4032K
Ø25	T.B.D3225K		
Ø12	T.B.E2512K	Ø16	T.B.E3216K
Ø16	T.B.E2516K	Ø20	T.B.E3220K
Ø20	T.B.E2520K	Ø25	T.B.E3225K
		Ø16	T.B.E4016k
		Ø20	T.B.E4020k
		Ø25	T.B.E4025k
		Ø32	T.B.E4032k

BOLT-ON Ø40-50



Code

T.MS.B00BB4040K
T.MS.B00BB5040K

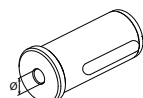


Ød	Code	Ød	Code
Ø32	T.B.MS4032G	Ø16	T.B.MS4016G
Ø25	T.B.MS4025G	Ø12	T.B.MS4012G
Ø20	T.B.MS4020G	Ø10	T.B.MS4010G
Ø16	T.B.MS4016G	Ø8	T.B.MS4008G



Code

T.MS.B00BB4040K

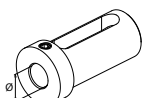


Code
T.B.MS40.MT3
T.B.MS40.MT2



Code

T.MS.B00BBC4040RK1



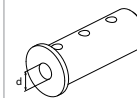
Ød	Code	Ød	Code
Ø16	T.B.E4016k	Ø25	T.B.E5025k
Ø20	T.B.E4020k	Ø32	T.B.E5032k
Ø25	T.B.E4025k	Ø40	T.B.E5040k
Ø32	T.B.E4032k		

BMT 40 Ø32



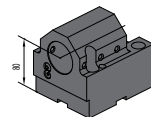
Code

T.MS.B40BBC32100RK



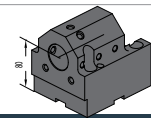
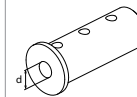
Ød	Code
Ø25	T.B.MS3225G
Ø20	T.B.MS3220G
Ø16	T.B.MS3216G
Ø12	T.B.MS3212G
Ø10	T.B.MS3210G
Ø8	T.B.MS3208G

BMT 60 Ø32-40-50



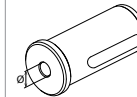
Code

T.MS.B60BB4080K
T.MS.B60BB5080K



Code

T.MS.B60BB4080K



Ød	Code	Ød	Code
Ø32	T.B.MS3225G	Ø16	T.B.MS4016G
Ø25	T.B.MS3220G	Ø12	T.B.MS4012G
Ø20	T.B.MS3216G	Ø10	T.B.MS4010G
Ø16	T.B.MS3212G	Ø8	T.B.MS4008G

T.B.MS40.MT3
T.B.MS40.MT2

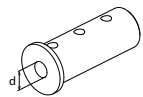
Ø16	T.B.E4016k	Ø25	T.B.E5025k
Ø20	T.B.E4020k	Ø32	T.B.E5032k
Ø25	T.B.E4025k	Ø40	T.B.E5040k
Ø32	T.B.E4032k		

BOLT-ON Ø32

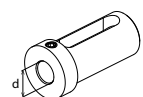


Code

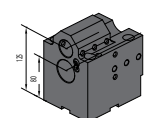
T.MS.B00BBD32K



Ød	Code	Ød	Code
Ø25	T.B.MS3225G	Ø12	T.B.MS3212G
Ø20	T.B.MS3220G	Ø10	T.B.MS3210G
Ø16	T.B.MS3216G	Ø8	T.B.MS3208G

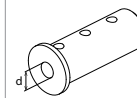


Ød	Code
Ø16	T.B.E3216K
Ø20	T.B.E3220K
Ø25	T.B.E3225K



Code

T.MS.B60BBD32K



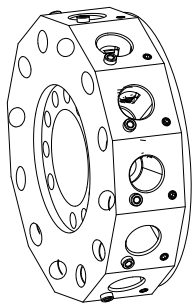
Ød	Code	Ød	Code
Ø25	T.B.MS3225G	Ø12	T.B.MS3212G
Ø20	T.B.MS3220G	Ø10	T.B.MS3210G
Ø16	T.B.MS3216G	Ø8	T.B.MS3208G
Ø16	T.B.E3216K		
Ø20	T.B.E3220K		
Ø25	T.B.E3225K		

MODELLI DI TORNIO COMPATIBILI
 COMPATIBLE LATHE TYPES

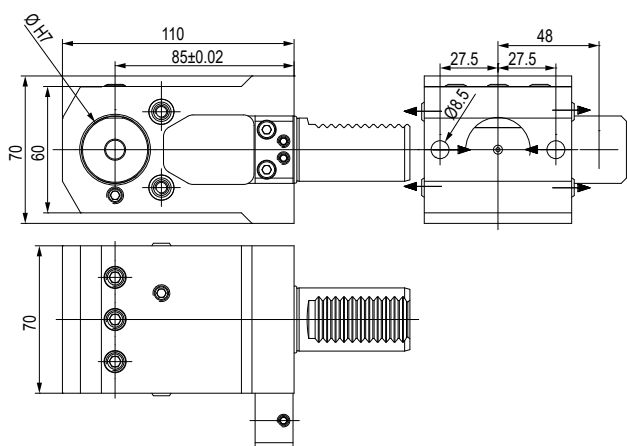
DMG-MORI

Vedi pagine compatibilità 6.6 / 6.7 - See compatibility pages 6.6 / 6.7

ATTACCO / COUPLING

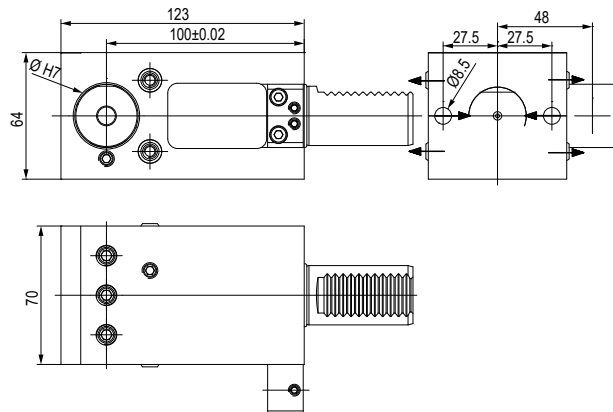

TORRETA RADIALE
 RADIAL TURRET

MODELLI DI TORNIO COMPATIBILI - COMPATIBLE LATHE TYPES

 - **VDI 30:** CTX310/410 V4/V6 - CTX320 V4/V6 CTX420 V4/V6 - CTX Alpha 300 V4 -
 CTX Alpha 500 V4/V6 - CTX Beta 500/800/1250 v4/v6 - TWIN 42/65/102 - SPRINT 65/50


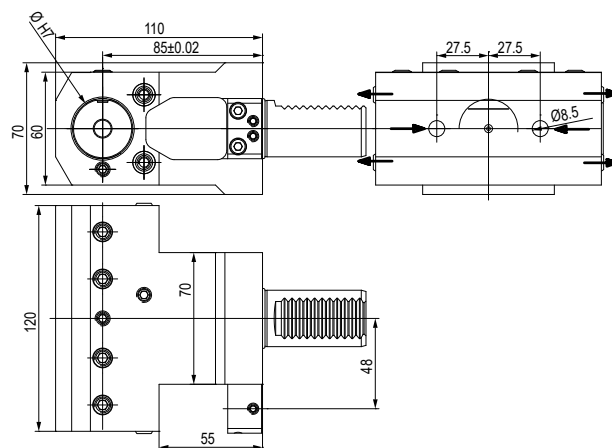
	TIPO - TYPE		REFRIGERANTE
	Portabareno Boring bar cutting holder		Esterno External

Code	Ø	
T.V30.BB3285K	32	



	TIPO - TYPE		REFRIGERANTE
	Portabareno Boring bar cutting holder		Esterno External

Code	Ø	
T.V30.BB32100K	32	

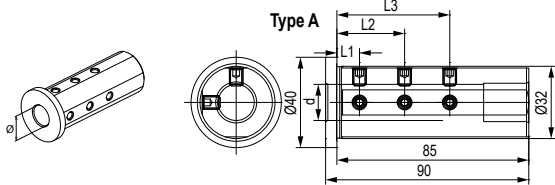


	TIPO - TYPE		REFRIGERANTE
	Portabareno Boring bar cutting holder		Esterno External

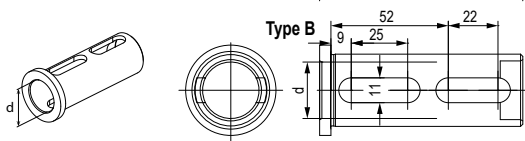
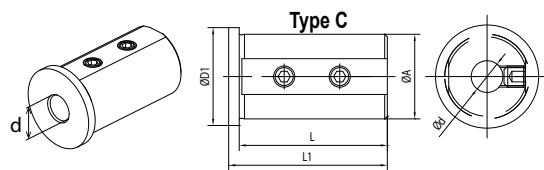
Code	Ø	
T.V30.BBD3285K	32	

BUSSOLE DI RIDUZIONE PER PORTABARENI

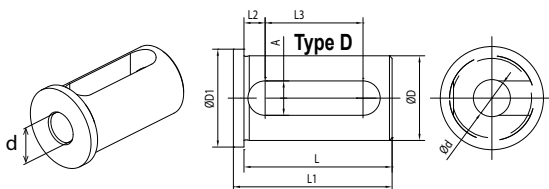
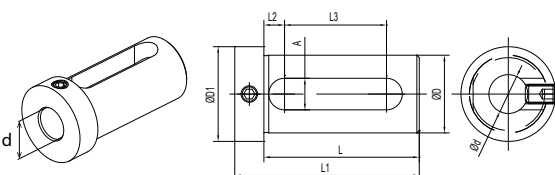
BORING BAR HOLDER REDUCTION SLEEVES

Bloccaggio con grani / Clamping with set-screws


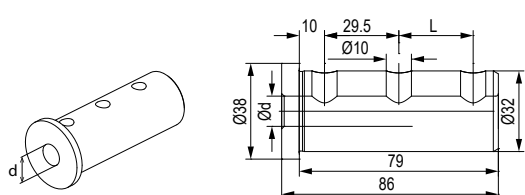
Code	Ød	L1	L2	L3	Type
T.B.A3208G	8	8	35	-	A
T.B.A3210G	10	8	40	-	A
T.B.A3212G	12	8	40	-	A
T.B.A3216G	16	10	30	50	A
T.B.A3220G	20	10	30	50	A
T.B.B3225G	25	-	-	-	B

Bloccaggio con doppia asola / Clamping with double slot

Bloccaggio con grani \ Clamping with set-screws


Code	ØD	Ød	L	L1	L2	L3	A	ØD1	Type
T.B.C3208K	32	8	56	60	-	-	-	37	C
T.B.C3210K	32	10	56	60	-	-	-	37	C
T.B.C3212K	32	12	56	60	-	-	-	37	C
T.B.D3216K	32	16	56	60	8	37	13	37	D
T.B.D3220K	32	20	56	60	8	37	13	37	D
T.B.D3225K	32	25	56	60	8	37	13	37	D

Bloccaggio con asola / Clamping with slot

Bloccaggio con asola e grano \ Clamping with slot and set-screw


Code	ØD	Ød	L	L1	L2	L3	A	ØD1
T.B.E3216K	32	16	64	76	8,5	42	13	48
T.B.E3220K	32	20	64	76	8,5	42	13	48
T.B.E3225K	32	25	64	76	8,5	42	13	48

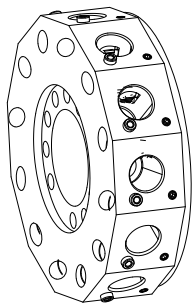
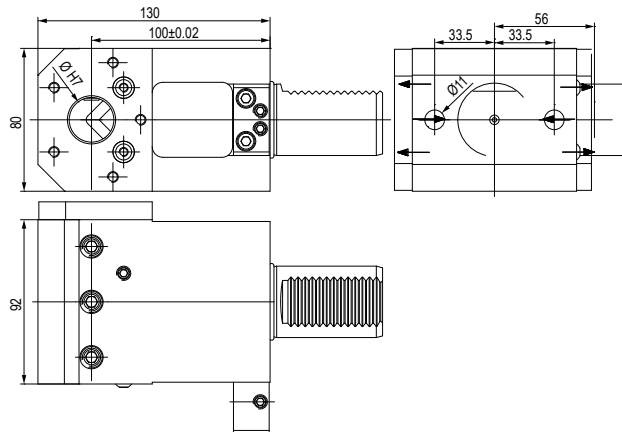
Bloccaggio con grani \ Clamping with set-screws


Code	Ød	L
T.B.MS3208G	8	-
T.B.MS3210G	10	-
T.B.MS3212G	12	29.5
T.B.MS3216G	16	29.5
T.B.MS3220G	20	29.5
T.B.MS3225G	25	29.5

MODELLI DI TORNIO COMPATIBILI
 COMPATIBLE LATHE TYPES

DMG-MORI

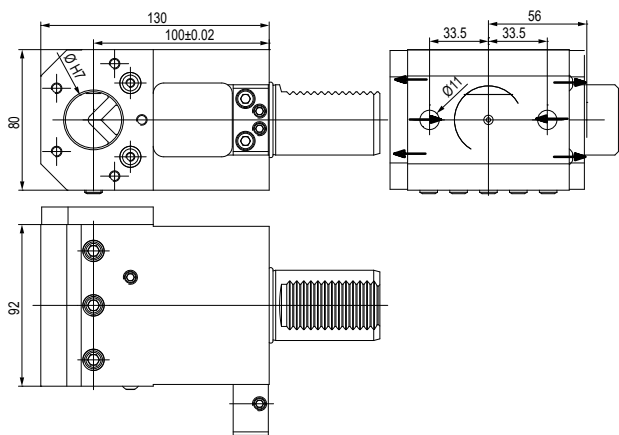
Vedi pagine compatibilità 6.6 / 6.7 - See compatibility pages 6.6 / 6.7

ATTACCO / COUPLING

TORRETA RADIALE
 RADIAL TURRET

MODELLI DI TORNIO COMPATIBILI - COMPATIBLE LATHE TYPES

 - **VDI 40:** CTX410 V4/V6 - CTX420 V4/V6 - CTX Alpha 300 V4 - CTX Beta 500/800/1250
 v4/v6 TWIN 42/65/102 RG2 - GMX 250/300/400/500 - SPRINT 65

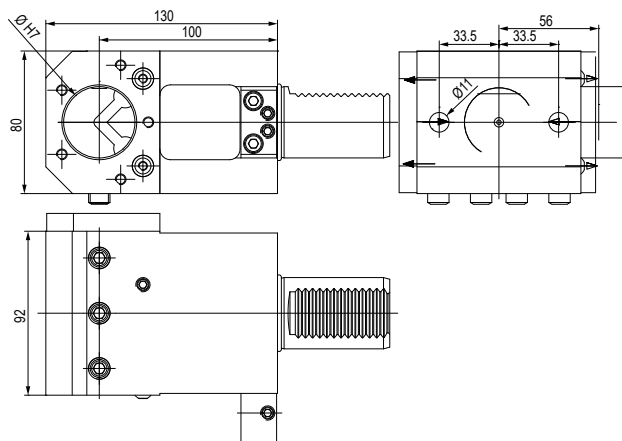
	TIPO - TYPE Portabreno Boring bar cutting holder		REFRIGERANTE COOLANT Esterno External
--	---	--	---

Code	Ø	
T.V40.BB25100K	25	



	TIPO - TYPE Portabreno Boring bar cutting holder		REFRIGERANTE COOLANT Esterno External
--	---	--	---

Code	Ø	
T.V40.BB32100K	32	

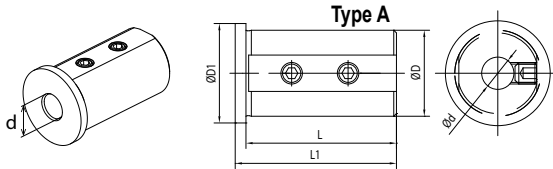
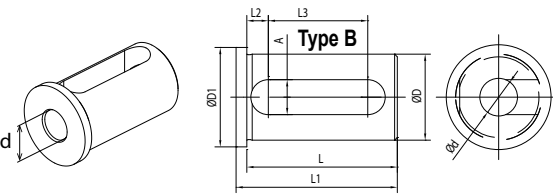
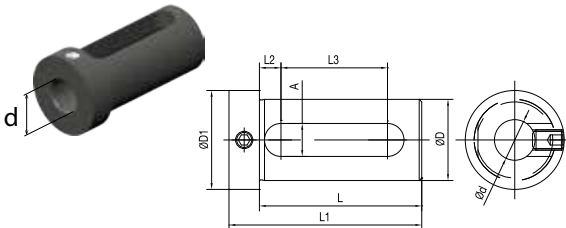
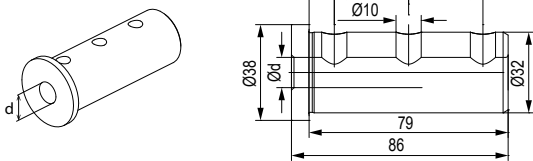
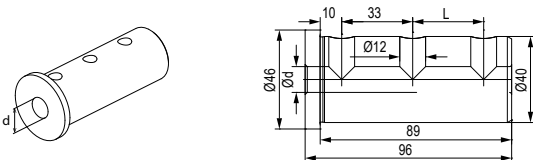
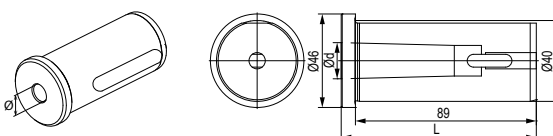


	TIPO - TYPE Portabreno Boring bar cutting holder		REFRIGERANTE COOLANT Esterno External
--	---	--	---

Code	Ø	
T.V40.BB40100K	40	

BUSSOLE DI RIDUZIONE PER PORTABARENI

BORING BAR HOLDER REDUCTION SLEEVES

Bloccaggio con grani \ Clamping with set-screws

Bloccaggio con asola / Clamping with slot

Bloccaggio con asola e grano \ Clamping with slot and set-screw

Bloccaggio con grani \ Clamping with set-screws

Bloccaggio con grani \ Clamping with set-screws

Bloccaggio con asola a finecorsa / Clamping with limit switch slot


Code	ØD	Ød	L	L1	L2	L3	A	ØD1	Type
T.B.E3216K	25	8	46	50	-	-	-	30	A
T.B.E3220K	25	10	46	50	-	-	-	30	A
T.B.E3225K	25	12	46	50	-	-	-	30	A
T.B.D2516K	25	16	46	50	8	27	13	30	B
T.B.D2520K	25	20	46	50	8	27	13	30	B
T.B.C3208K	32	8	56	60	-	-	-	37	A
T.B.C3210K	32	10	56	60	-	-	-	37	A
T.B.C3212K	32	12	56	60	-	-	-	37	A
T.B.D3216K	32	16	56	60	8	37	13	37	B
T.B.D3220K	32	20	56	60	8	37	13	37	B
T.B.D3225K	32	25	56	60	8	37	13	37	B
T.B.C4008K	40	8	71	75	-	-	-	45	A
T.B.C4010K	40	10	71	75	-	-	-	45	A
T.B.C4012K	40	12	71	75	-	-	-	45	A
T.B.D.4016K	40	16	71	75	8	52	13	45	B
T.B.D.4020K	40	20	71	75	8	52	13	45	B
T.B.D.4025K	40	25	71	75	8	52	13	45	B
T.B.D.4032K	40	32	71	75	8	52	13	45	B

Code	ØD	Ød	L	L1	L2	L3	A	ØD1
T.B.E2512K	25	12	55	67	8	32	13	33
T.B.E2516K	25	16	55	67	8	32	13	33
T.B.E2520K	25	20	55	67	8	32	13	39
T.B.E3216K	32	16	65	77	8	42	13	39
T.B.E3220K	32	20	65	77	8	42	13	39
T.B.E3225K	32	25	65	77	8	42	13	39
T.B.E4016k	40	16	75	89	9	51	14	48
T.B.E4020k	40	20	75	89	9	51	14	48
T.B.E4025k	40	25	75	89	9	51	14	48
T.B.E4032k	40	32	75	89	9	51	14	48

Code	Ød	L
T.B.MS3208G	8	-
T.B.MS3210G	10	-
T.B.MS3212G	12	29.5
T.B.MS3216G	16	29.5
T.B.MS3220G	20	29.5
T.B.MS3225G	25	29.5

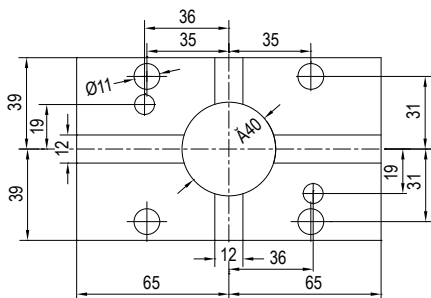
Code	Ød	L
T.B.MS4008G	8	-
T.B.MS4010G	10	-
T.B.MS4012G	12	-
T.B.MS4016G	16	33
T.B.MS4020G	20	33
T.B.MS4025G	25	33
T.B.MS4032G	32	33

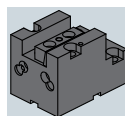
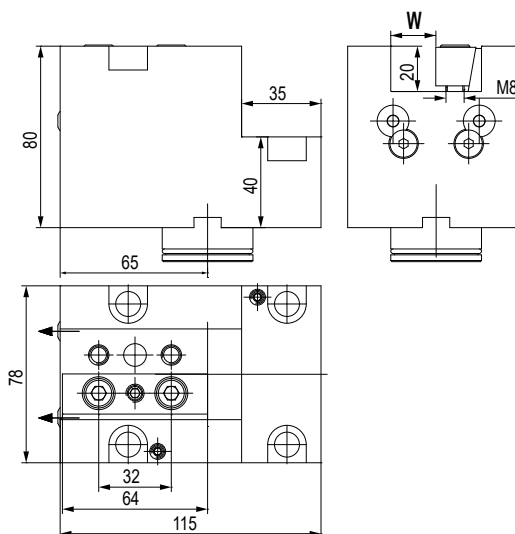
Code	Morse	Ød	H
T.B.MS40.MT2	2	17.78	108
T.B.MS40.MT3	3	23.825	108

MODELLI DI TORNIO COMPATIBILI
 COMPATIBLE LATHE TYPES

DMG-MORI

Vedi pagine compatibilità 6.6 / 6.7 - See compatibility pages 6.6 / 6.7

ATTACCO / COUPLING

MODELLI DI TORNIO COMPATIBILI - COMPATIBLE LATHE TYPES

 - **BMT40:** DURATURN 2050, 2550 (MC) - NL/NLX 1500/2000/2500 20 STATIONS
 NT, NTX 1000, 2000 NRX 2000 - NT 3000 / 3100 / 3150 / 3200 - NZ/NTZ
 1000/2000/3000/3100/3150/3200 - NZ/NZX 1500/2000/2500 - LTX310ECO


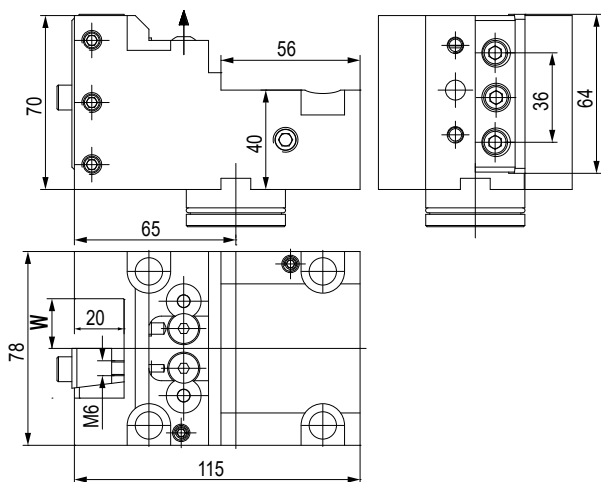
TIPO - TYPE

Stelo quadro assiale
 Axial face and cutting holder

 REFRIGERANTE
 COOLANT

Esterno
 External

Code	W	
T.MS.B40B12020K	20	



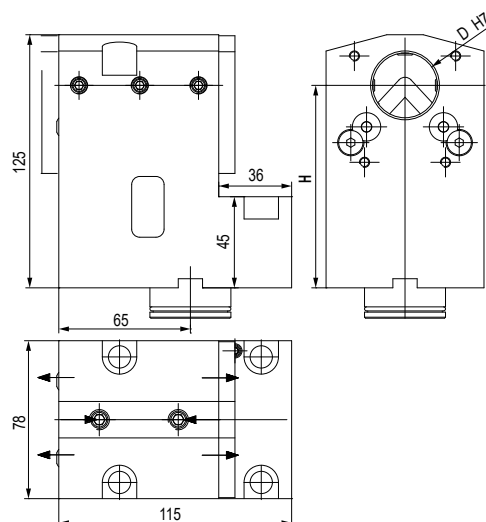
TIPO - TYPE

Stelo quadro radiale
 Radial face and cutting holder

 REFRIGERANTE
 COOLANT

Esterno
 External

Code	W	
T.MS.B40C12020K	40	



TIPO - TYPE

Portabareno
 Boring bar cutting holder

 REFRIGERANTE
 COOLANT

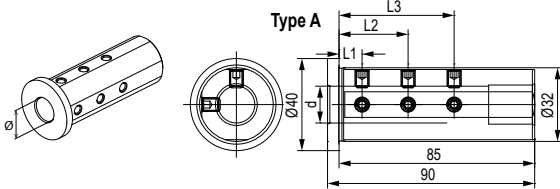
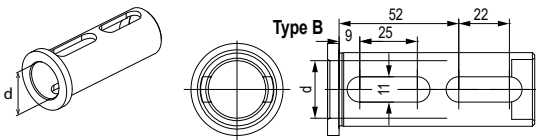
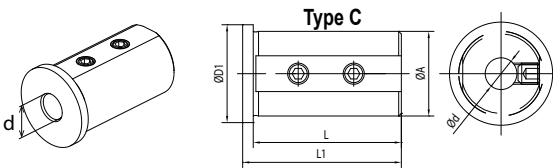
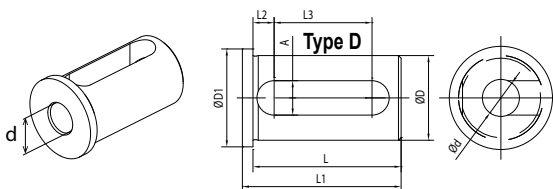
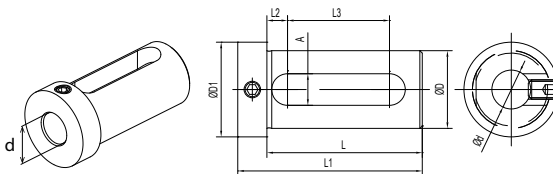
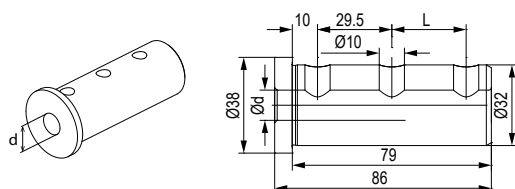
Esterno & Interno
 External & Internal

Code	Ø	H	
T.MS.B40BBC32100RK	32	100	

Vedi pagine compatibilità 6.6 / 6.7 - See compatibility pages 6.6 / 6.7

BUSSOLE DI RIDUZIONE PER PORTABARENI

BORING BAR HOLDER REDUCTION SLEEVES

Bloccaggio con grani / Clamping with set-screws

Bloccaggio con doppia asola / Clamping with double slot

Bloccaggio con grani \ Clamping with set-screws

Bloccaggio con asola / Clamping with slot

Bloccaggio con asola e grano \ Clamping with slot and set-screw

Bloccaggio con grani \ Clamping with set-screws


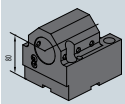
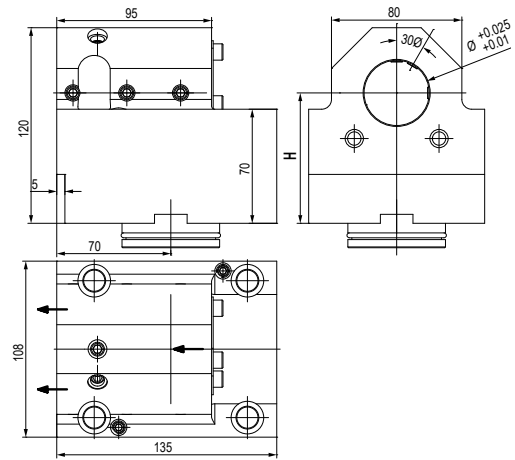
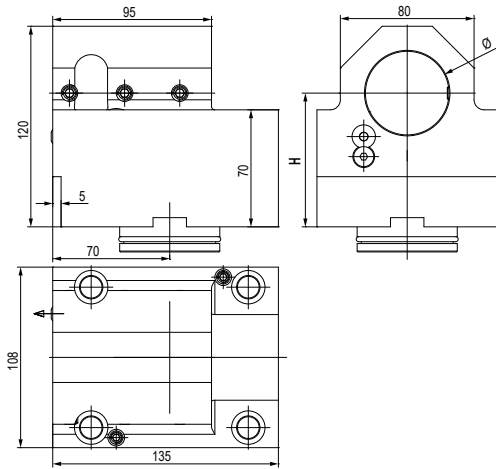
Code	Ød	L1	L2	L3	Type
T.B.A3206G	6	-	-	-	A
T.B.A3208G	8	8	35	-	A
T.B.A3210G	10	8	40	-	A
T.B.A3212G	12	8	40	-	A
T.B.A3214G	14	-	-	-	A
T.B.A3216G	16	10	30	50	A
T.B.A3218G	18	-	-	-	A
T.B.A3220G	20	10	30	50	A
T.B.B3225G	25	-	-	-	B

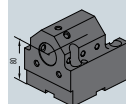
Code	ØD	Ød	L	L1	L2	L3	A	ØD1	Type
T.B.C3208K	32	8	56	60	-	-	-	37	C
T.B.C3210K	32	10	56	60	-	-	-	37	C
T.B.C3212K	32	12	56	60	-	-	-	37	C
T.B.D3216K	32	16	56	60	8	37	13	37	D
T.B.D3220K	32	20	56	60	8	37	13	37	D
T.B.D3225K	32	25	56	60	8	37	13	37	D

Code	ØD	Ød	L	L1	L2	L3	A	ØD1
T.B.E3216K	32	16	64	76	8,5	42	13	48
T.B.E3220K	32	20	64	76	8,5	42	13	48
T.B.E3225K	32	25	64	76	8,5	42	13	48

Code	Ød	L
T.B.MS3208G	8	-
T.B.MS3210G	10	-
T.B.MS3212G	12	29.5
T.B.MS3216G	16	29.5
T.B.MS3220G	20	29.5
T.B.MS3225G	25	29.5

Vedi pagine compatibilità 6.6 / 6.7 - See compatibility pages 6.6 / 6.7

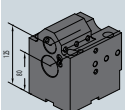
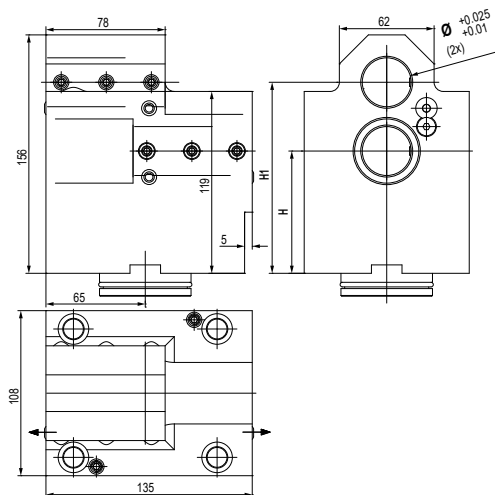

 TIPO - TYPE
Portabareno
 Boring bar cutting holder

 REFRIGERANTE
 COOLANT
Esterno
 External

 TIPO - TYPE
Portabareno
 Boring bar cutting holder

 REFRIGERANTE
 COOLANT
Esterno & Interno
 External & Internal

Code	\varnothing	H	
T.MS.B60BB4080K	40	$80 \pm 0,002$	
T.MS.B60BB5080K	50	$80 \pm 0,002$	

Code	\varnothing	H	
T.MS.B60BB4080RK	40	$80 \pm 0,002$	


 TIPO - TYPE
Portabareno doppio
 Double boring bar holder

 REFRIGERANTE
 COOLANT
Esterno
 External

Code	\varnothing	H	H1	
T.MS.B60BBD32K	32	$80 \pm 0,002$	$125 \pm 0,002$	

MODELLI DI TORNIO COMPATIBILI
 COMPATIBLE LATHE TYPES

DMG-MORI

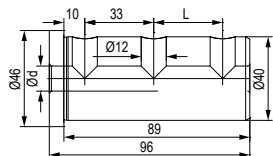
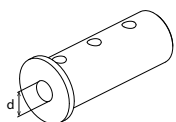
GOODWAY

Vedi pagine compatibilità 6.6 / 6.7 - See compatibility pages 6.6 / 6.7

BUSSOLE DI RIDUZIONE PER PORTABARENI

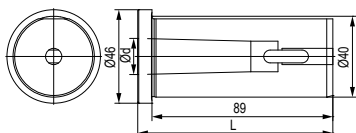
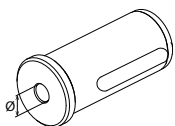
BORING BAR HOLDER REDUCTION SLEEVES

Bloccaggio con grani \ Clamping with set-screws



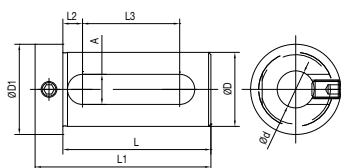
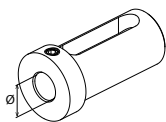
Code	Ød	L
T.B.MS4008G	8	-
T.B.MS4010G	10	-
T.B.MS4012G	12	-
T.B.MS4016G	16	33
T.B.MS4020G	20	33
T.B.MS4025G	25	33
T.B.MS4032G	32	33

Bloccaggio con asola a finecorsa / Clamping with limit switch slot



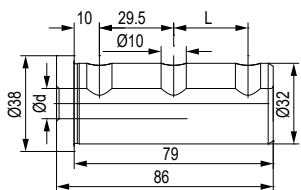
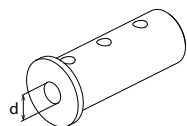
Code	Morse	Ød	H
T.B.MS40.MT2	2	17.78	108
T.B.MS40.MT3	3	23.825	108

Bloccaggio con asola e grano \ Clamping with slot and set-screw



Code	ØD	Ød	L	L1	L2	L3	A	ØD1
T.B.E4016k	40	16	74	88	9	51	14	48
T.B.E4020k	40	20	74	88	9	51	14	48
T.B.E4025k	40	25	74	88	9	51	14	48
T.B.E4032k	40	32	74	88	9	51	14	48
T.B.E5025k	50	25	84	98	9	61	14	59
T.B.E5032k	50	32	84	98	9	61	14	59
T.B.E5040k	50	40	84	98	9	61	14	59

Bloccaggio con grani \ Clamping with set-screws

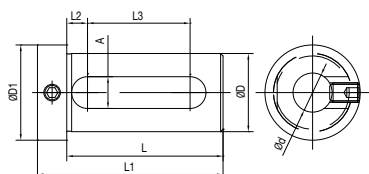
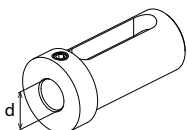


Code	Ød	L
T.B.MS3208G	8	-
T.B.MS3210G	10	-
T.B.MS3212G	12	29.5
T.B.MS3216G	16	29.5
T.B.MS3220G	20	29.5
T.B.MS3225G	25	29.5

BUSSOLE DI RIDUZIONE PER PORTABARENI DOPPI

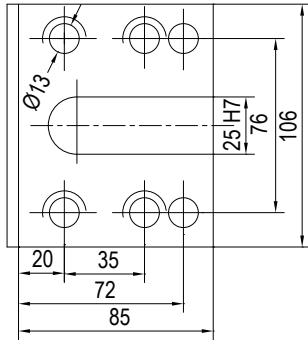
DOUBLE BORING BAR HOLDER REDUCTION SLEEVES

Bloccaggio con asola e grano \ Clamping with slot and set-screw



Code	ØD	Ød	L	L1	L2	L3	A	ØD1
T.B.E3216K	32	16	64	76	8,5	42	13	39
T.B.E3220K	32	20	64	76	8,5	42	13	39
T.B.E3225K	32	25	64	76	8,5	42	13	39

ATTACCO / COUPLING

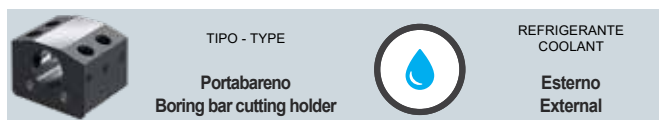
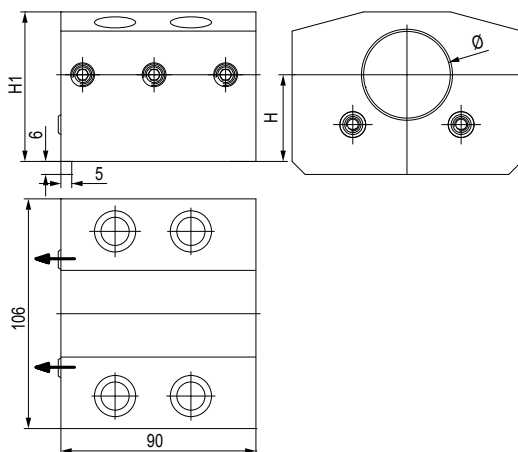


MODELLI DI TORNIO COMPATIBILI - COMPATIBLE LATHE TYPES

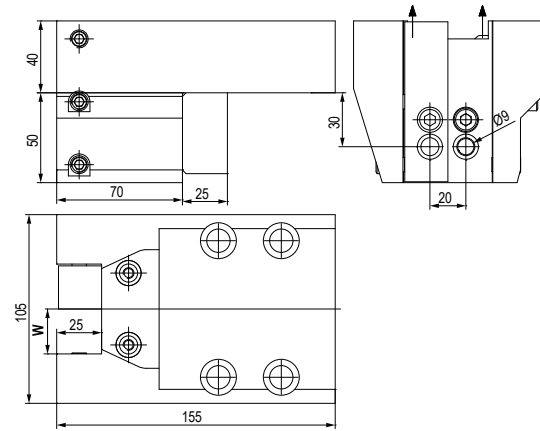
- **DMG MORI BOLT-ON:** CL200/203 - SL20/25 -
 SL200/203/204/250/253/254 (MC,SMC) - 2500Y - ZL200(MC) - ZL250(SMC)

- **CMZ BOLT-ON:**
 TB1520 - TL20/25 (M/TM/MS) - TC15/20/25/30/35 (M/Y/MS/YS) -
 TA15/20/25/30 (M/Y/MS/YS) - TD15/20/25/30/35/45/55 (M/Y/MS/YS)

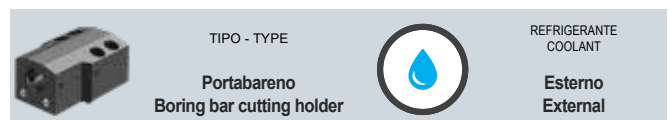
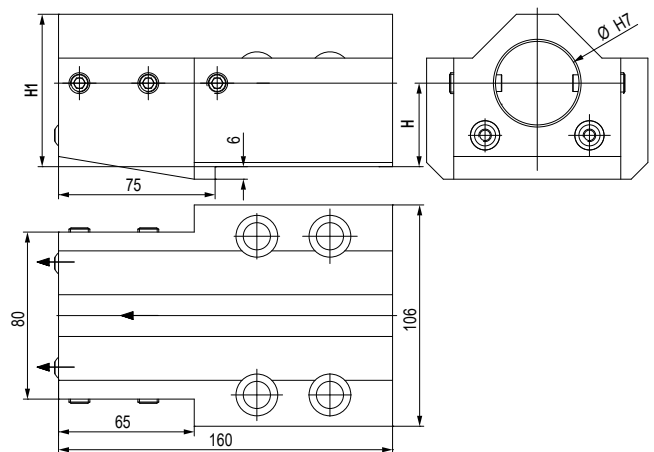
- **GOODWAY BOLT-ON:**
 GS200/230/260/280 (M/MS) - GA2000/2600/2800/3000/3300/3600 (M)



Code	Ø	H	H1	
T.MS.B00BB4040K	40	40 ±0,02	69	
T.MS.B00BB5040K	50	40 ±0,02	74	



Code	W	
T.MS.B00C12525LK1	25	

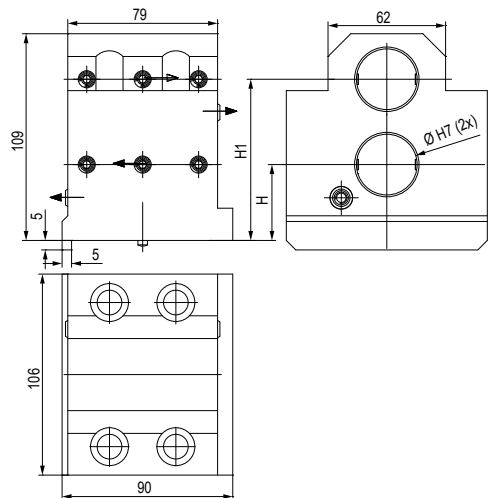


Code	Ø	H	H1	
T.MS.B00BB4040LK	40	40 ±0,02	73	

MODELLI DI TORNIO COMPATIBILI
 COMPATIBLE LATHE TYPES

DMG-MORI
GOODWAY
CMZ

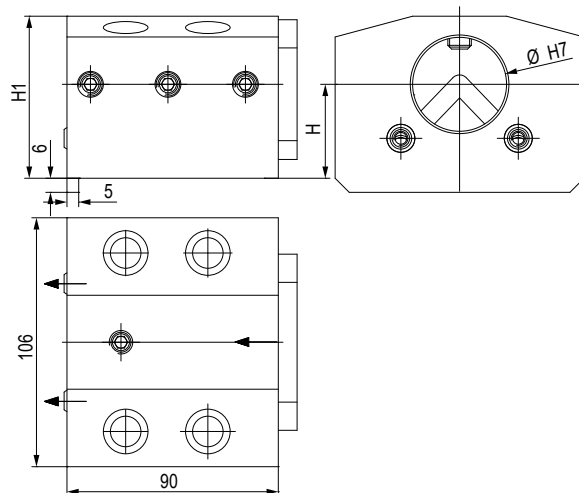
Vedi pagine compatibilità 6.6 / 6.7 - See compatibility pages 6.6 / 6.7


 TIPO - TYPE
Portabareno doppio
 Double boring bar holder

 REFRIGERANTE
 COOLANT

Esterno
 External

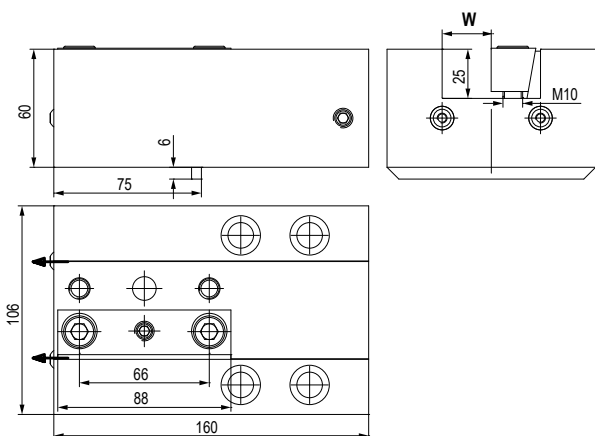
Code	Ø	H	H1	
T.MS.B00BBD32K	32	40	85	


 TIPO - TYPE
Portabareno
 Boring bar cutting holder

 REFRIGERANTE
 COOLANT

Esterno & Interno
 External & Internal

Code	Ø	H	H1	
T.MS.B00BBC4040RK	40	40 ±0,02	69	


 TIPO - TYPE
Stelo quadro assiale
 Axial face and cutting holder

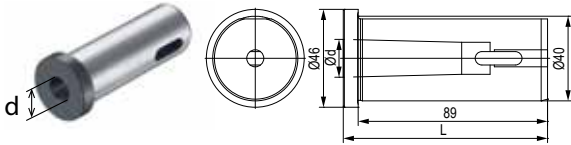
 REFRIGERANTE
 COOLANT

Esterno
 External

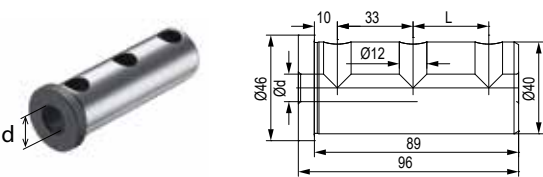
Code	W	
T.MS.B00B12525LK	25	

BUSSOLE DI RIDUZIONE PER PORTABARENI

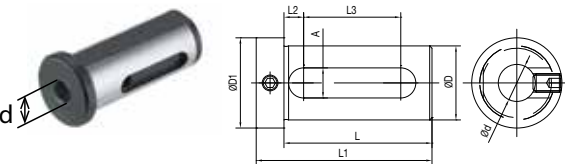
BORING BAR HOLDER REDUCTION SLEEVES

Bloccaggio con asola a finecorsa / Clamping with limit switch slot


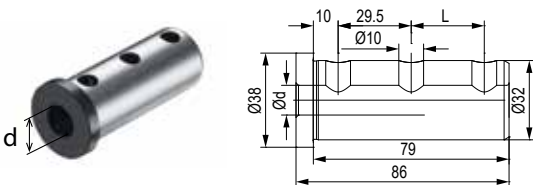
Code	Morse	Ød	L
T.B.MS40.MT2	2	17.78	96
T.B.MS40.MT3	3	23.825	108

Bloccaggio con grani \ Clamping with set-screws


Code	Ød	L
T.B.MS4008K	8	-
T.B.MS4010K	10	-
T.B.MS4012K	12	-
T.B.MS4016K	16	33
T.B.MS4020K	20	33
T.B.MS4025K	25	33
T.B.MS4032K	32	33

Bloccaggio con grano \ Clamping with set-screw


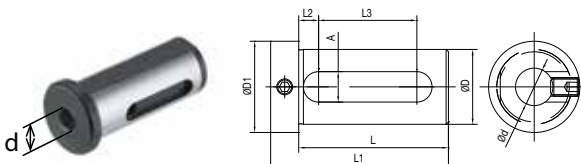
Code	ØD	Ød	L	L1	L2	L3	A	ØD1
T.B.E4016k	40	16	74	88	9	51	14	48
T.B.E4020k	40	20	74	88	9	51	14	48
T.B.E4025k	40	25	74	88	9	51	14	48
T.B.E4032k	40	32	74	88	9	51	14	48
T.B.E5025k	50	25	84	98	9	61	14	59
T.B.E5032k	50	32	84	98	9	61	14	59
T.B.E5040k	50	40	84	98	9	61	14	59

Bloccaggio con grani \ Clamping with set-screws


Code	Ød	L
T.B.MS3208K	8	-
T.B.MS3210K	10	-
T.B.MS3212K	12	29.5
T.B.MS3216K	16	29.5
T.B.MS3220K	20	29.5
T.B.MS3225K	25	29.5

BUSSOLE DI RIDUZIONE PER PORTABARENI DOPPI

DOUBLE BORING BAR HOLDER REDUCTION SLEEVES

Bloccaggio con asola \ Clamping with slot


Code	ØD	Ød	L	I1	I2	I3	A	ØD1
T.B.E3216K	32	16	64	76	8,5	42	13	39
T.B.E3220K	32	20	64	76	8,5	42	13	39
T.B.E3225K	32	25	64	76	8,5	42	13	39

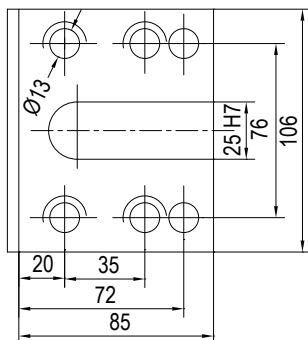
MODELLI DI TORNIO COMPATIBILI
 COMPATIBLE LATHE TYPES

DMG-MORI

GOODWAY

Vedi pagine compatibilità 6.6 / 6.7 - See compatibility pages 6.6 / 6.7

ATTACCO / COUPLING



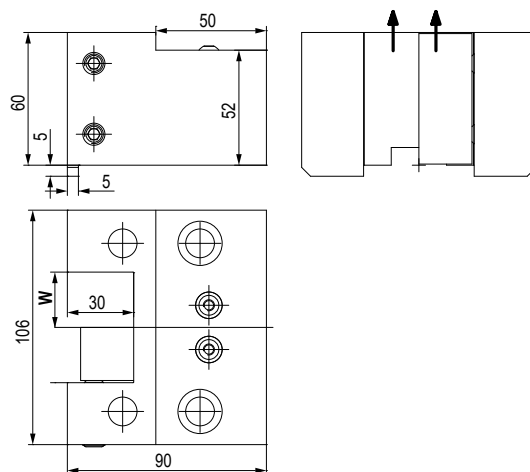
MODELLI DI TORNIO COMPATIBILI - COMPATIBLE LATHE TYPES



- DMG MORI BOLT-ON:

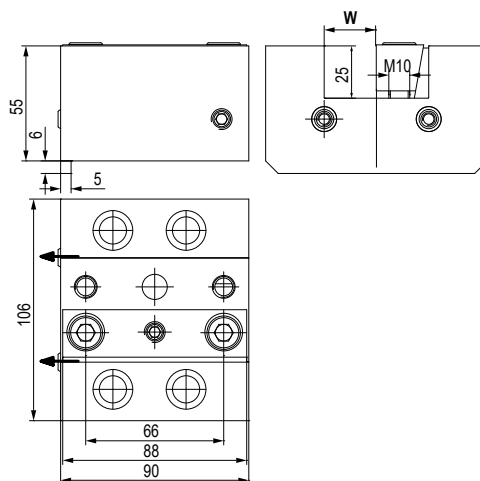
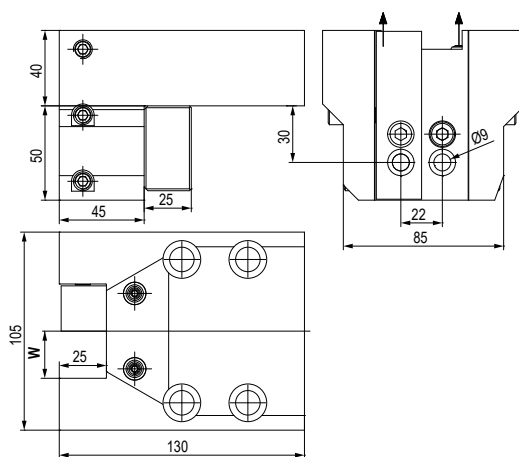
CL200/203 - SL20/25 - SL200/203/204/250/253/254(MC,SDM)2500Y - ZL/DL200/250(MC)



- GOODWAY BOLT-ON:



GS200/260/280 - GA2000/2600/2800 - GA3000/3300/3600



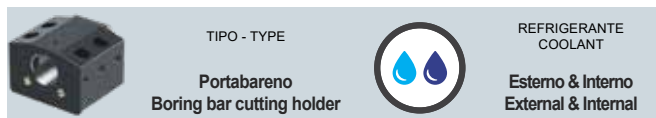
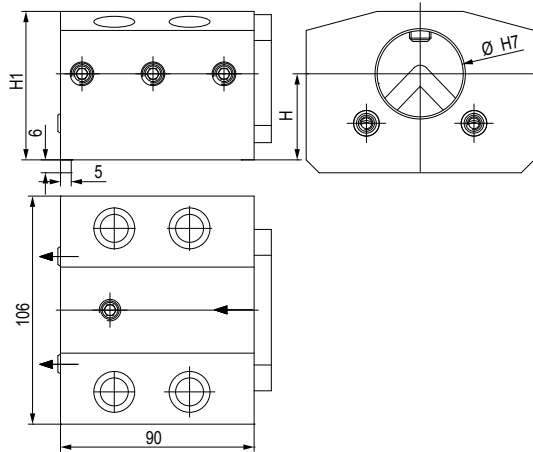
TIPO - TYPE		REFRIGERANTE COOLANT
 Stelo quadro radiale Radial face and cutting holder		 Esterno External
Code	W	
T.MS.B00C12525K	25	



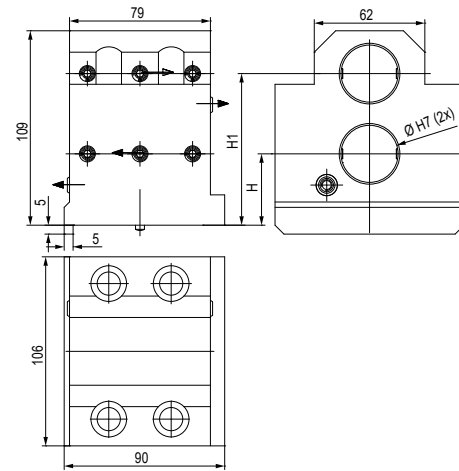
TIPO - TYPE		REFRIGERANTE COOLANT
 Stelo quadro radiale Radial face and cutting holder		 Esterno External
Code	W	
T.MS.B00C12525LK2	25	

TIPO - TYPE		REFRIGERANTE COOLANT
 Stelo quadro assiale Axial face and cutting holder		 Esterno External
Code	W	
T.MS.B00B12525K	25	

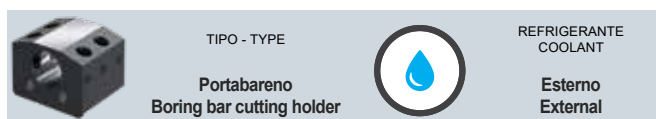
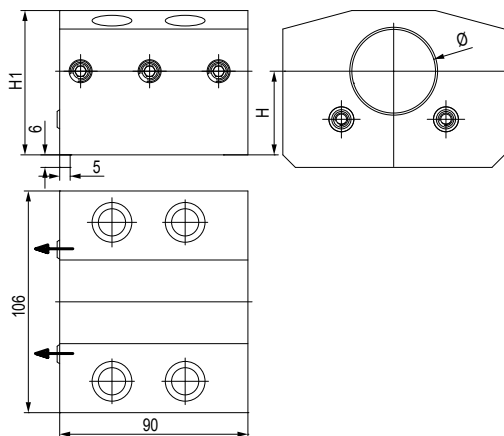
Vedi pagine compatibilità 6.6 / 6.7 - See compatibility pages 6.6 / 6.7



Code	Ø	H	H1	
T.MS.B00BBC4040RK	40	40 ±0,02	69	



Code	Ø	H	H1	
T.MS.B00BBD32K	32	40 ±0,02	85 ±0,02	



Code	Ø	H	H1	
T.MS.B00BB4040K	40	40 ±0,02	69	
T.MS.B00BB5040K	50	40 ±0,02	74	

MODELLI DI TORNIO COMPATIBILI
 COMPATIBLE LATHE TYPES

DMG-MORI

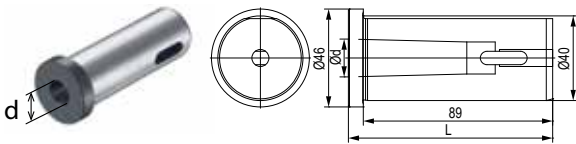
GOODWAY

Vedi pagine compatibilità 6.6 / 6.7 - See compatibility pages 6.6 / 6.7

BUSSOLE DI RIDUZIONE PER PORTABARENI

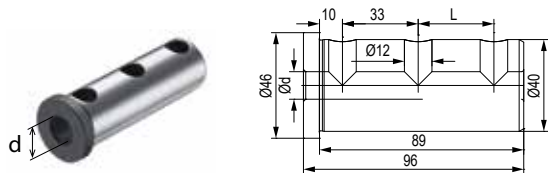
BORING BAR HOLDER REDUCTION SLEEVES

Bloccaggio con asola a finecorsa / Clamping with limit switch slot



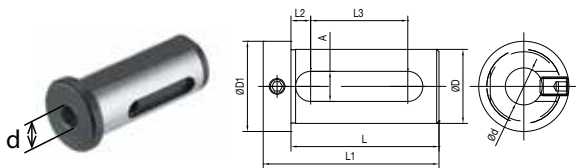
Code	Morse	Ød	L
T.B.MS40.MT2	2	17.78	96
T.B.MS40.MT3	3	23.825	108

Bloccaggio con grani \ Clamping with set-screws



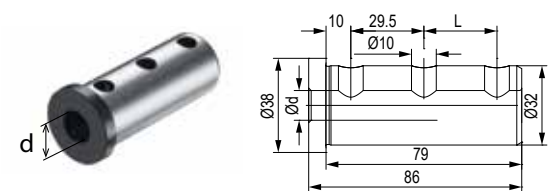
Code	Ød	L
T.B.MS4008K	8	-
T.B.MS4010K	10	-
T.B.MS4012K	12	-
T.B.MS4016K	16	33
T.B.MS4020K	20	33
T.B.MS4025K	25	33
T.B.MS4032K	32	33

Bloccaggio con grano \ Clamping with set-screw



Code	ØD	Ød	L	L1	L2	L3	A	ØD1
T.B.E4016k	40	16	74	88	9	51	14	48
T.B.E4020k	40	20	74	88	9	51	14	48
T.B.E4025k	40	25	74	88	9	51	14	48
T.B.E4032k	40	32	74	88	9	51	14	48
T.B.E5025k	50	25	84	98	9	61	14	59
T.B.E5032k	50	32	84	98	9	61	14	59
T.B.E5040k	50	40	84	98	9	61	14	59

Bloccaggio con grani \ Clamping with set-screws

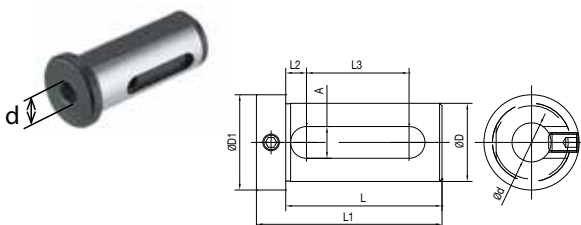


Code	Ød	L
T.B.MS3208K	8	-
T.B.MS3210K	10	-
T.B.MS3212K	12	29.5
T.B.MS3216K	16	29.5
T.B.MS3220K	20	29.5
T.B.MS3225K	25	29.5

BUSSOLE DI RIDUZIONE PER PORTABARENI

BORING BAR HOLDER REDUCTION SLEEVE

Bloccaggio con asola \ Clamping with slot



Code	ØD	Ød	L	I1	I2	I3	A	ØD1
T.B.E3216K	32	16	64	76	8,5	42	13	39
T.B.E3220K	32	20	64	76	8,5	42	13	39
T.B.E3225K	32	25	64	76	8,5	42	13	39

BMT 65



Code

T.B.MT.65B12020H
T.B.MT.65B12525H



Code

T.B.MT.65C122020H
T.B.MT.65C12525H



Code

T.B.MT.65C1D2020H
T.B.MT.65C1D2525H



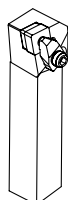
Code

T.B.MT.65C2D2020H



Code

T.B.MT.65H13200H



20x20mm
25x25mm



32 mm

BMT 65 Ø32-40-50



Code

T.B.MT.65BBC4072H



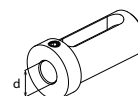
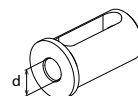
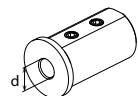
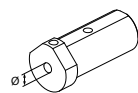
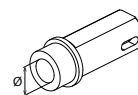
Code

T.B.MT.65BBC50100H



Code

T.B.MT.65BBD32H



Ød	Code
-	T.B.L.MT1
-	T.B.L.MT2
-	T.B.L.MT3

Ød	Code
Ø10	T.B.M4010G
Ø12	T.B.M4012G
Ø16	T.B.M4016G

Ød	Code
Ø8	T.B.C3208K
Ø10	T.B.C3210K
Ø12	T.B.C3212K

Ød	Code
Ø8	T.B.C4008K
Ø10	T.B.C4010K
Ø12	T.B.C4012K

Ød	Code
Ø16	T.B.D3216K
Ø20	T.B.D3220K
Ø25	T.B.D3225K

Ød	Code
Ø16	T.B.D.4016K
Ø20	T.B.D.4020K
Ø25	T.B.D.4025K
Ø32	T.B.D.4032K

Ød	Code
Ø16	T.B.E3216K
Ø20	T.B.E3220K
Ø25	T.B.E3225K

Ød	Code
Ø16	T.B.E4016k
Ø20	T.B.E4020k
Ø25	T.B.E4025k
Ø32	T.B.E4032k

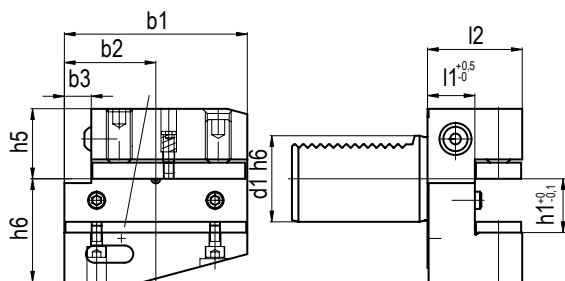
Ød	Code
Ø25	T.B.E5025k
Ø32	T.B.E5032k
Ø40	T.B.E5040k

Visualizza le bussole di riduzione relative ai portautensili statici VDI a pagina 6.18 / You can check our reduction sleeves for static tools atr page 6.18

MODELLI DI TORNIO COMPATIBILI
 COMPATIBLE LATHE TYPES

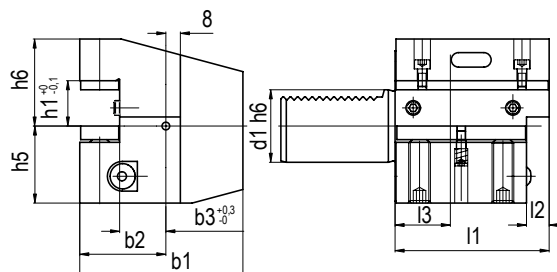
HAAS

Vedi pagine compatibilità 6.6 / 6.7 - See compatibility pages 6.6 / 6.7


TIPO - TYPE VDI B2
 Portautensile radiale sinistro
 Left radial holder

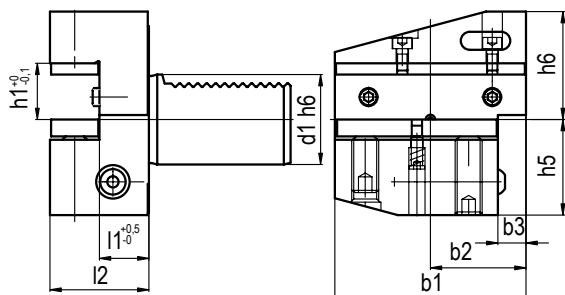
 REFRIGERANTE
 COOLANT
Esterno
 External

Code	d1	b1	b2	b3	h1	h5	h6	l1	l2
T.B2-30x20x40	30	70	35	10	20/16	28	38	22	40
T.B2-40x25x44	40	85	42,5	12,5	25/20	32,5	48	22	44
T.B2-50x32x55	50	100	50	16	32/25	35	60	30	55
T.B2-60x32x60	60	125	62,5	16	32/25	42,5	62,5	30	60


TIPO - TYPE VDI C4
 Assiale rovesciato sinistro
 SX upside-down axial holder

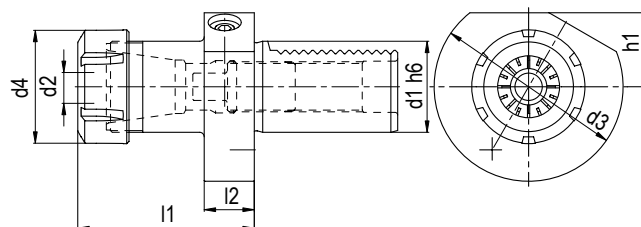
 REFRIGERANTE
 COOLANT
Esterno
 External

Code	d1	b1	b2	b3	h1	h5	h6	l1	l2	l3
T.C4-30x20x70	30	70	35	17	20/16	28	38	70	10	30
T.C4-40x25x85	40	85	42,5	21	25/20	32,5	48	85	12,5	30
T.C4-50x32x100	50	100	50	26	32/25	35	60	100	16	40
T.C4-60x32x125	60	125	62,5	33	32/25	42,5	62,5	125	16	40


TIPO - TYPE VDI B4
 Radiale rovesciato Sinistro
 SX upside-down radial holder

 REFRIGERANTE
 COOLANT
Esterno
 External

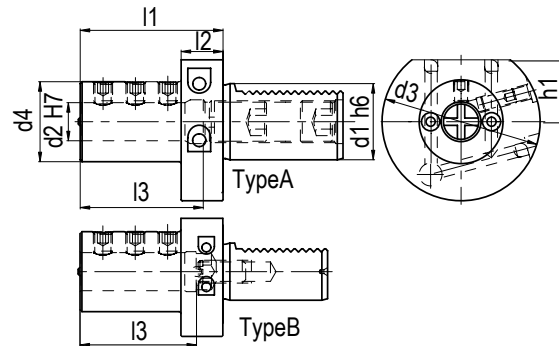
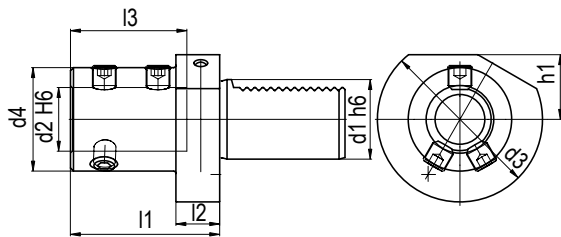
Code	d1	b1	b2	b3	h1	h5	h6	l1	l2
T.B4-30x20x40	30	70	35	10	20/16	35	38	22	40
T.B4-40x25x44	40	85	42,5	12,5	25/20	42,5	48	22	44
T.B4-50x32x55	50	100	50	16	32/25	50	60	30	55
T.B4-60x32x60	60	125	62,5	16	32/25	62,5	62,5	30	60


TIPO - TYPE VDI E4 - DIN6499
 Portapinze ER
 Collet chuck for ER collets

 REFRIGERANTE
 COOLANT
Esterno & Interno
 External & Internal


Code	VDI	d1	d2	d3	d4	h1	l1	l2
T.E4-3016	VDI30 - ER16	30	1-10	68	32	28	48	22
T.E4-3025	VDI30 - ER25	30	2-16	68	42	28	57	22
T.E4-3032	VDI30 - ER32	30	2-20	68	50	28	78	22
T.E4-3040	VDI30 - ER40	30	3-30	68	63	28	80	22
T.E4-4025	VDI40 - ER25	40	2-16	83	42	32,5	57	22
T.E4-4032	VDI40 - ER32	40	2-20	83	50	32,5	78	22
T.E4-4040	VDI40 - ER40	40	3-30	83	63	32,5	80	22
T.E4-5032	VDI50 - ER32	50	2-20	98	50	35	92	30
T.E4-5040	VDI50 - ER40	50	3-30	98	63	35	80	30
T.E4-6032	VDI60 - ER32	60	2-20	123	50	42,5	78	30
T.E4-6040	VDI60 - ER40	60	3-30	123	63	42,5	80	30

Vedi pagine compatibilità 6.6 / 6.7 - See compatibility pages 6.6 / 6.7





TIPO - TYPE **VDI E1**

Per punte ad inserti
For indexable insert drill




REFRIGERANTE
COOLANT

Interno
Internal



TIPO - TYPE **VDI E2**

Portabareno
Boaring bar holder



REFRIGERANTE
COOLANT

Esterno & Interno
External & Internal

Code	d1	d2	d3	d4	h1	I1	I2	I3
T.E1-30x16	30	16	68	36	28	67	22	54
T.E1-30x20	30	20	68	40	28	67	22	54
T.E1-30x25	30	25	68	45	28	71	22	58
T.E1-30x32	30	32	68	52	28	75	22	61
T.E1-30x40	40	40	68	65	28	90	22	72
T.E1-40x16	40	16	83	36	32,5	67	22	54
T.E1-40x20	40	20	83	40	32,5	67	22	54
T.E1-40x25	40	25	83	45	32,5	75	22	59
T.E1-40x32	40	32	83	52	32,5	75	22	61
T.E1-40x40	40	40	83	65	32,5	90	22	73
T.E1-40x50	40	50	83	70	32,5	100	22	83
T.E1-50x16	50	16	98	36	35	80	30	54
T.E1-50x20	50	20	98	40	35	80	30	54
T.E1-50x25	50	25	98	45	35	80	30	59
T.E1-50x32	50	32	98	52	35	80	30	63
T.E1-50x40	50	40	98	65	35	90	30	73
T.E1-50x50	50	50	98	75	35	100	30	83
T.E1-60x20	60	20	123	40	42,5	80	30	54
T.E1-60x25	60	25	123	45	42,5	80	30	59
T.E1-60x32	60	32	123	52	42,5	80	30	63
T.E1-60x40	60	40	123	65	42,5	90	30	73
T.E1-60x50	60	50	123	75	42,5	100	30	83

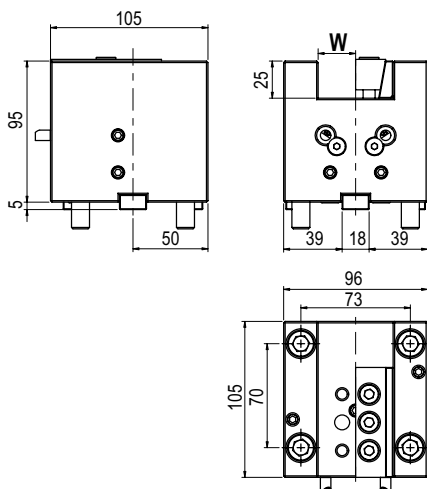
Code	d1	d2	d3	d4	h1	I1	I2	I3	T
T.E2-30x06	30	6	68	55	28	60	22	43	A
T.E2-30x08	30	8	68	55	28	60	22	43	A
T.E2-30x10	30	10	68	55	28	60	22	43	A
T.E2-30x12	30	12	68	55	28	60	22	43	A
T.E2-30x16	30	16	68	55	28	60	22	55	A
T.E2-30x20	30	20	68	55	28	60	22	54	B
T.E2-30x25	30	25	68	55	28	60	22	61	B
T.E2-30x32	30	32	68	67	28	75	22	66	B
T.E2-30x40	30	40	68	67	28	75	22	43	B
T.E2-40x06	40	6	83	55	32,5	75	22	43	A
T.E2-40x08	40	8	83	55	32,5	75	22	43	A
T.E2-40x10	40	10	83	55	32,5	75	22	54	A
T.E2-40x12	40	12	83	55	32,5	75	22	58	A
T.E2-40x16	40	16	83	55	32,5	75	22	61	A
T.E2-40x20	40	20	83	55	32,5	75	22	61	A
T.E2-40x25	40	25	83	55	32,5	75	22	61	B
T.E2-40x30	40	30	83	82	32,5	75	22	61	B
T.E2-40x32	40	32	83	82	32,5	75	22	61	B
T.E2-40x40	40	40	83	82	32,5	90	22	76	B
T.E2-40x50	40	50	98	98	35	100	-	86	B
T.E2-50x12	50	12	98	68	35	90	30	71	A
T.E2-50x16	50	16	98	68	35	90	30	76	A
T.E2-50x20	50	20	98	68	35	90	30	76	A
T.E2-50x25	50	25	98	68	35	90	30	76	A
T.E2-50x32	50	32	98	69	35	90	30	76	B
T.E2-50x40	50	40	98	98	35	90	-	76	B
T.E2-50x50	50	50	98	98	35	100	-	86	B
T.E2-60x16	60	16	123	68	42,5	90	30	76	A
T.E2-60x20	60	20	123	68	42,5	90	30	76	A
T.E2-60x25	60	25	123	68	42,5	90	30	76	A
T.E2-60x32	60	32	123	68	42,5	90	30	76	A
T.E2-60x40	60	40	123	98	42,5	90	30	76	B
T.E2-60x50	60	50	123	98	42,5	100	30	86	B

Visualizza le bussole di riduzione relative ai portautensili statici VDI a pagina 6.18 / You can check our reduction sleeves for static tools atr page 6.18

MODELLI DI TORNIO COMPATIBILI
 COMPATIBLE LATHE TYPES

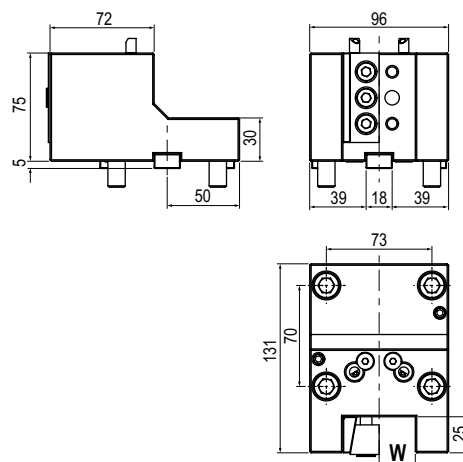
HAAS

Vedi pagine compatibilità 6.6 / 6.7 - See compatibility pages 6.6 / 6.7


 TIPO - TYPE
Stelo quadro assiale
 Axial face and cutting holder

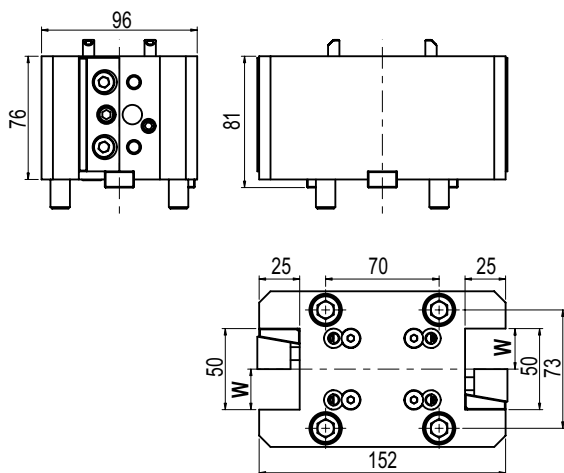
 REFRIGERANTE
 COOLANT
Esterno
 External

Code	W	
T.BMT.65B12020H	20	
T.BMT.65B12525H	25	


 TIPO - TYPE
Stelo quadro radiale
 Radial face and cutting holder

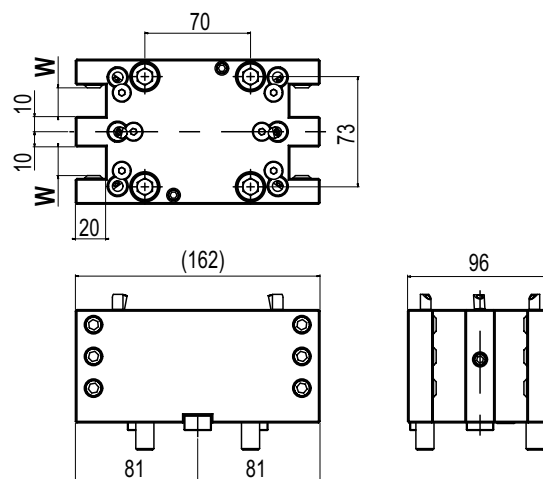
 REFRIGERANTE
 COOLANT
Esterno
 External

Code	W	
T.BMT.65C12020H	20	
T.BMT.65C12525H	25	


 TIPO - TYPE
Stelo quadro rad. doppio
 2 RD face and cutting holder

 REFRIGERANTE
 COOLANT
Esterno
 External

Code	W	
T.BMT.65C1D2020H	20	
T.BMT.65C1D2525H	25	


 TIPO - TYPE
Stelo quadro rad. quadruplo
 4 RD face and cutting holder

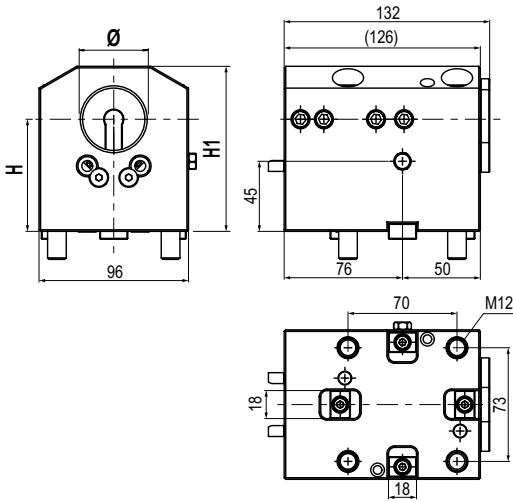
 REFRIGERANTE
 COOLANT
Esterno
 External

Code	W	
T.BMT.65C2D2020H	20	

MODELLI DI TORNO COMPATIBILI
 COMPATIBLE LATHE TYPES

HAAS

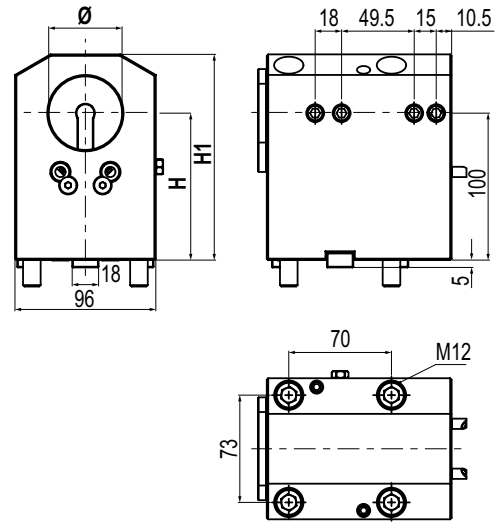
Vedi pagine compatibilità 6.6 / 6.7 - See compatibility pages 6.6 / 6.7



TIPO - TYPE
Portabareno
Boring bar cutting holder

REFRIGERANTE
COOLANT
Esterno & Interno
External & Internal

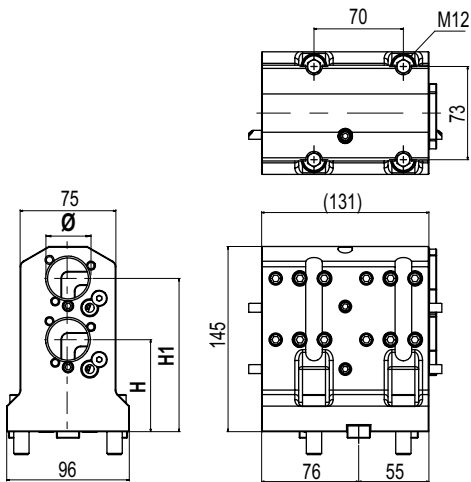
Code	Ø	H	
T.BMT.65BBC4072H	40	72	



TIPO - TYPE
Portabareno
Boring bar cutting holder

REFRIGERANTE
COOLANT
Esterno & Interno
External & Internal

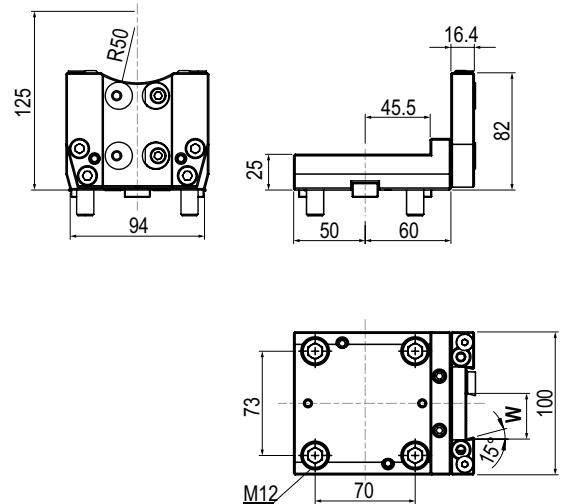
Code	Ø	H	
T.BMT.65BBC50100H	50	100	



TIPO - TYPE
Portabareno doppio
Double boring bar holder

REFRIGERANTE
COOLANT
Esterno & Interno
External & Internal

Code	Ø	H	H1	
T.BMT.65BBD32H	32	72	120	



TIPO - TYPE
Porta Lama
Cut off holder

REFRIGERANTE
COOLANT
Esterno
External

Code	W	
T.BMT.65H13200H	32	

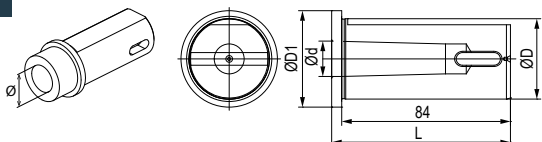
MODELLI DI TORNIO COMPATIBILI
 COMPATIBLE LATHE TYPES

HAAS

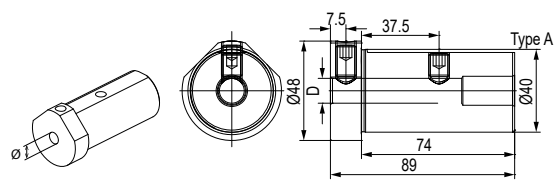
Vedi pagine compatibilità 6.6 / 6.7 - See compatibility pages 6.6 / 6.7

BUSSOLE DI RIDUZIONE PER PORTABARENI

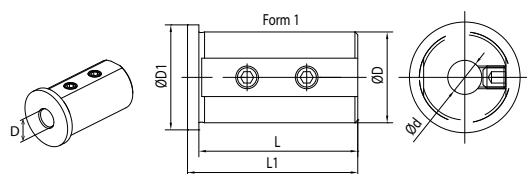
BORING BAR HOLDER REDUCTION SLEEVES

Bloccaggio con asola \ Clamping with slot


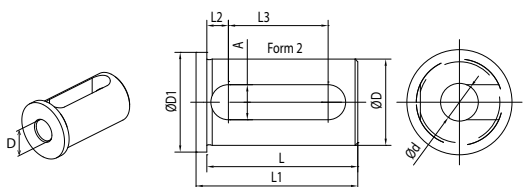
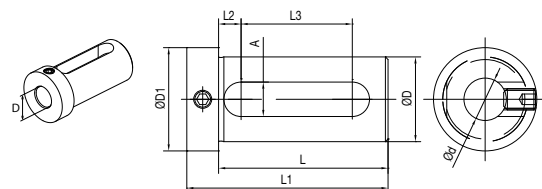
Code	Morse	ØD	Ød	ØD1	L
T.B.L.MT1	1	40	12,065	48	89
T.B.L.MT2	2	40	17,780	48	89
T.B.L.MT3	3	40	23,825	48	110

Bloccaggio con grano \ Clamping with set-screw


Code	Ød	Type
T.B.M4010G	10	M
T.B.M4012G	12	M
T.B.M4016G	16	M

Bloccaggio con grani \ Clamping with set-screws


Code	ØD	Ød	L	L1	L2	L3	A	ØD1	Type
T.B.C3208K	32	8	56	60	-	-	-	37	C
T.B.C3210K	32	10	56	60	-	-	-	37	C
T.B.C3212K	32	12	56	60	-	-	-	37	C
T.B.C4008K	40	8	71	75	-	-	-	45	C
T.B.C4010K	40	10	71	75	-	-	-	45	C
T.B.C4012K	40	12	71	75	-	-	-	45	C
T.B.D3216K	32	16	56	60	8	37	13	37	D
T.B.D3220K	32	20	56	60	8	37	13	37	D
T.B.D3225K	32	25	56	60	8	37	13	37	D
T.B.D.4016K	40	16	71	75	8	52	13	45	D
T.B.D.4020K	40	20	71	75	8	52	13	45	D
T.B.D.4025K	40	25	71	75	8	52	13	45	D
T.B.D.4032K	40	32	71	75	8	52	13	45	D

Bloccaggio con asola / Clamping with and slot

Bloccaggio con asola e grano \ Clamping with slot and set-screw


Code	D	Ød	L	L1	L2	L3	A	D1
T.B.E3216K	32	16	64	76	8,5	42	13	39
T.B.E3220K	32	20	64	76	8,5	42	13	39
T.B.E3225K	32	25	64	76	8,5	42	13	39
T.B.E4016k	40	16	74	88	9	51	14	48
T.B.E4020k	40	20	74	88	9	51	14	48
T.B.E4025k	40	25	74	88	9	51	14	48
T.B.E4032k	40	32	74	88	9	51	14	48
T.B.E5025k	50	25	84	98	9	61	14	59
T.B.E5032k	50	32	84	98	9	61	14	59
T.B.E5040k	50	40	84	98	9	61	14	59

BMT - QTN1 Ø32



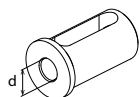
Code

T.53108000400

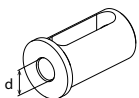


Code

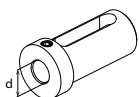
T.53108000500



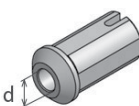
Ød	Code
Ø8	T.B.C3208K
Ø10	T.B.C3210K
Ø12	T.B.C3212K



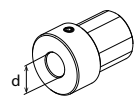
Ød	Code
Ø16	T.B.D3216K
Ø20	T.B.D3220K
Ø25	T.B.D3225K



Ød	Code
Ø16	T.B.E3216K
Ø20	T.B.E3220K
Ø25	T.B.E3225K



Ød	Code
Ø12,065	T.B.MZ.MT1
Ø17,78	T.B.MZ.MT2



Ød	Code
Ø20	T.B.MZ3220G
Ø25	T.B.MZ3225G

BMT - QTN2 Ø40



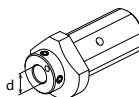
Code

T.53108000400

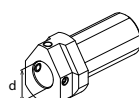


Code

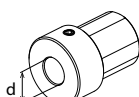
T.53208000100
T.53108000500



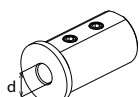
Ød	Code
Ø8	*53178010700
Ø10	*53178010600
Ø12	*53178010500
Ø16	*53178010400
Ø20	*53178010300



Ød	Code
Ø25	*53178010200
Ø32	*53178010100

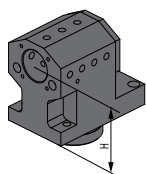


Ød	Code
Ø20	*53208001000
Ø25	*53208001100
Ø32	*53208001200



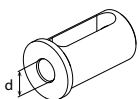
Ød	Code
Ø8	T.B.C4008K
Ø10	T.B.C4010K
Ø12	T.B.C4012K

BMT 68 Ø40

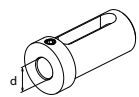


Code

T.MZ.68BBC4095H



Ød	Code
Ø16	T.B.D.4016K
Ø20	T.B.D.4020K
Ø25	T.B.D.4025K
Ø32	T.B.D.4032K



Ød	Code
Ø16	T.B.E4016k
Ø20	T.B.E4020k
Ø25	T.B.E4025k
Ø32	T.B.E4032k

VDI 40



Code

T.53538000201

T.53518000201



Code

T.53638000400



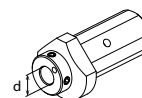
Code

T.532080005100

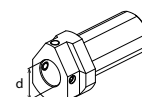


Code

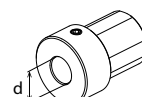
T.532080005100



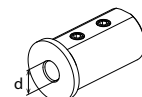
Ød	Code
Ø8	*53178010700
Ø10	*53178010600
Ø12	*53178010500
Ø16	*53178010400
Ø20	*53178010300



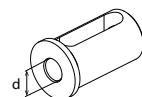
Ød	Code
Ø25	*53178010200
Ø32	*53178010100



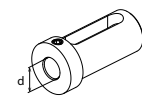
Ød	Code
Ø20	*53208001000
Ø25	*53208001100
Ø32	*53208001200
Ø20	T.B.MZ3220G
Ø25	T.B.MZ3225G



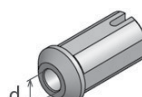
Ød	Code
Ø8	T.B.C4008K
Ø10	T.B.C4010K
Ø12	T.B.C4012K



Ød	Code
Ø16	T.B.D.4016K
Ø20	T.B.D.4020K
Ø25	T.B.D.4025K
Ø32	T.B.D.4032K

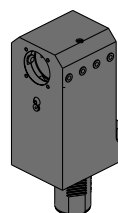


Ød	Code
Ø16	T.B.E4016k
Ø20	T.B.E4020k
Ø25	T.B.E4025k
Ø32	T.B.E4032k



Ød	Code
Ø12,065	T.B.MZ.MT1
Ø17,78	T.B.MZ.MT2

VDI 50



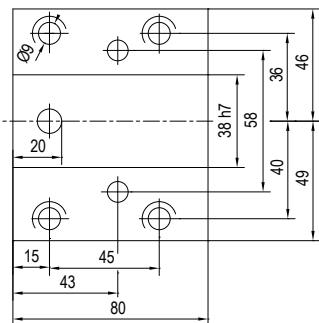
Code

T.53308000201

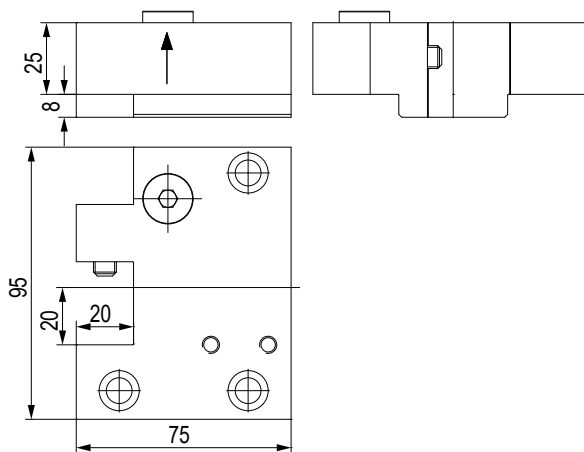
MODELLI DI TORNIO COMPATIBILI
 COMPATIBLE LATHE TYPES

MAZAK

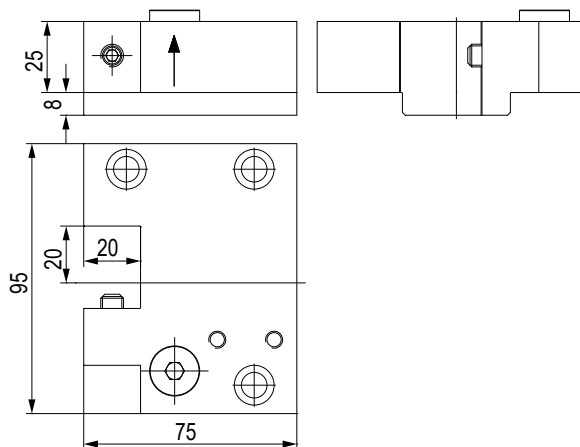
Vedi pagine compatibilità 6.6 / 6.7 - See compatibility pages 6.6 / 6.7

ATTACCO / COUPLING



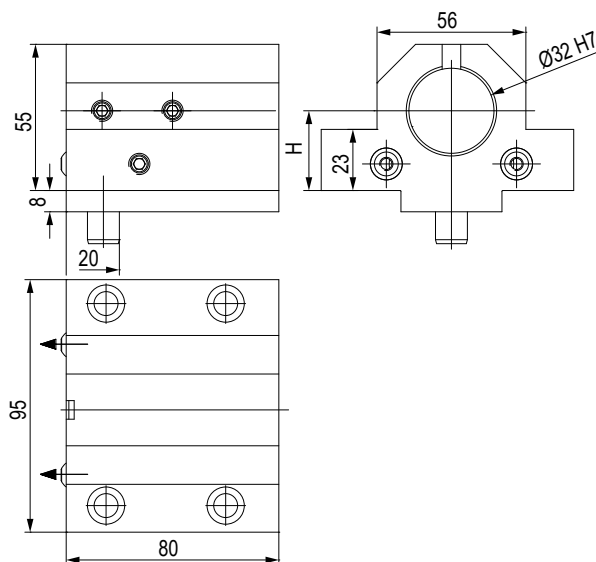
MODELLI DI TORNIO COMPATIBILI - COMPATIBLE LATHE TYPES

- MAZAK NEXUS:
 QT NEXUS 100 (M/MS/MY/MSY)


Code	W	Orientation	
T.53108000201	20	RVD	

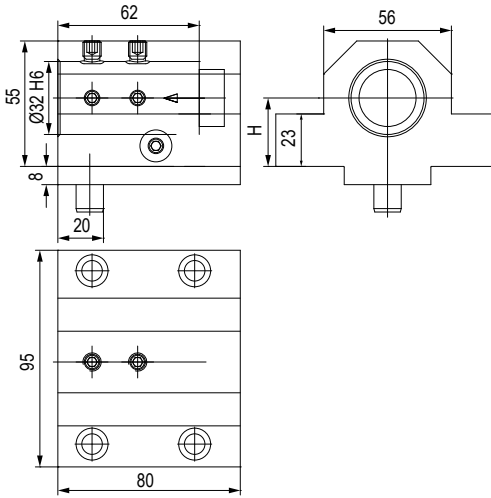


Code	W	Orientation	
T.53108000101	20	FWD	



Code	Ø	H	
T.53108000400	32	30 ±0,02	

Vedi pagine compatibilità 6.6 / 6.7 - See compatibility pages 6.6 / 6.7



TIPO - TYPE

Portapunte
U' Drill Holder

 REFRIGERANTE
 COOLANT

Esterno & Interno
External & Internal

Code	Ø	H	
T.53108000500	32	30 ±0,02	

MODELLI DI TORNO COMPATIBILI
 COMPATIBLE LATHE TYPES

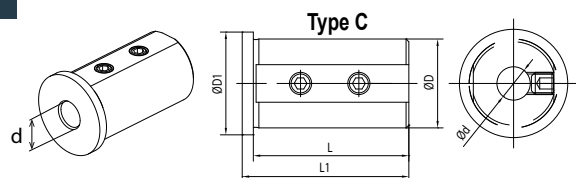
MAZAK

Vedi pagine compatibilità 6.6 / 6.7 - See compatibility pages 6.6 / 6.7

BUSSOLE DI RIDUZIONE PER PORTABARENI

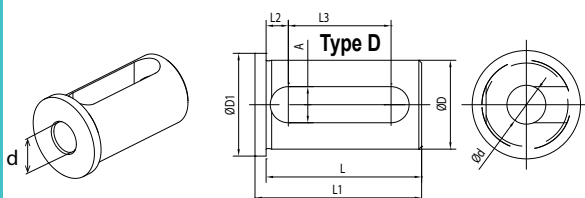
BORING BAR HOLDER REDUCTION SLEEVES

Bloccaggio con grano / Clamping with set-screw

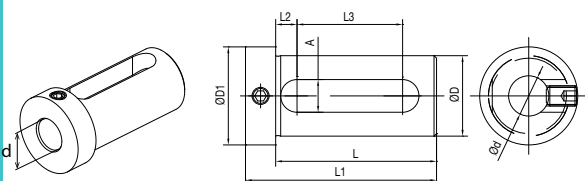


Code	Ød	L	L1	L2	L3	A	Type	ØD1
T.B.C3208K	8	56	60	-	-	-	C	.37
T.B.C3210K	10	56	60	-	-	-	C	37
T.B.C3212K	12	56	60	-	-	-	C	37
T.B.D3216K	16	2	56	60	8	37	D	13
T.B.D3220K	20	2	56	60	8	37	D	13
T.B.D3225K	25	2	56	60	8	37	D	13

Bloccaggio con asola / Clamping with slot

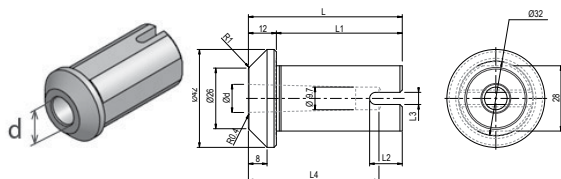


Bloccaggio con asola e grano / Clamping with slot and set-screw



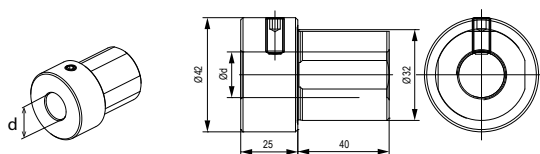
Code	Ød	L	L1	L2	L3	A	ØD1
T.B.E3216K	16	64	76	8,5	42	13	39
T.B.E3220K	20	64	76	8,5	42	13	39
T.B.E3225K	25	64	76	8,5	42	13	39

Bloccaggio con asola / Clamping with slot



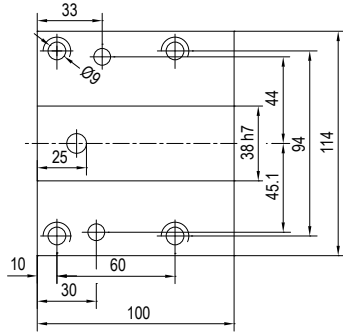
Code	Ød	L	L1	L2	L3	L4	A
T.B.MZ.MT1	12,065	66	54	14	47	56	9,7
T.B.MZ.MT2	17,78	54	58	10	58	67	14,9

Bloccaggio con grano / Clamping with set-screw



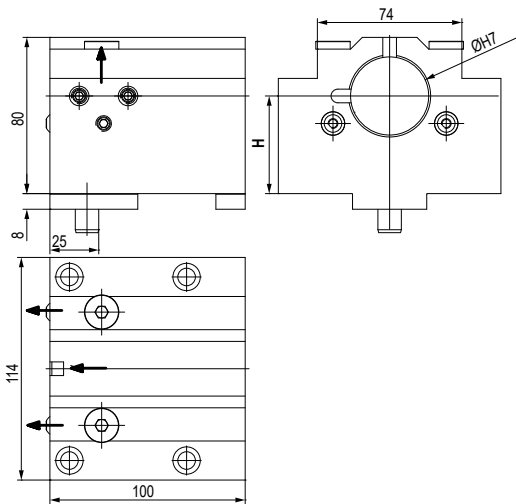
Code	Ød
T.B.MZ3220K	20
T.B.MZ3225K	25

ATTACCO / COUPLING

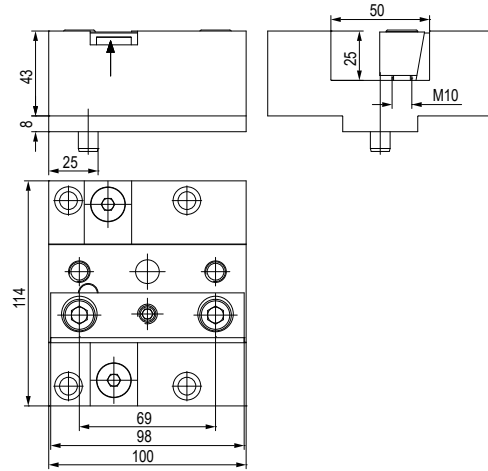


MODELLI DI TORNO COMPATIBILI - COMPATIBLE LATHE TYPES

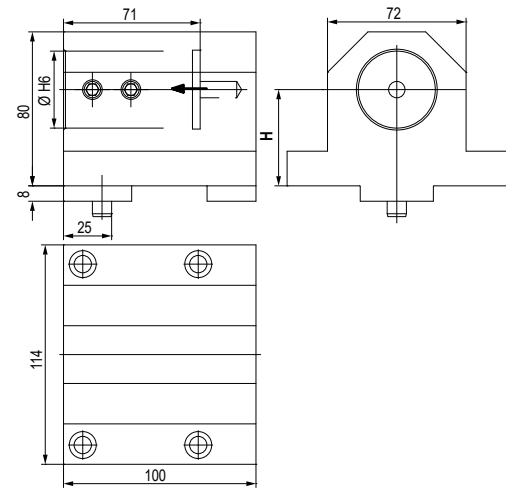
- MAZAK NEXUS:
 QT NEXUS 200/250 (M/MS/MY/MSY)



	TIPO - TYPE Portabareno Boring bar holder		REFRIGERANTE COOLANT Esterno & Interno External & Internal
Code	Ø	H	
T.53378000304	40	50 ±0,02	



	TIPO - TYPE Portautensile a sfacciare Turning tool holder rev		REFRIGERANTE COOLANT Esterno External
Code	W		
T.53208000300	25		

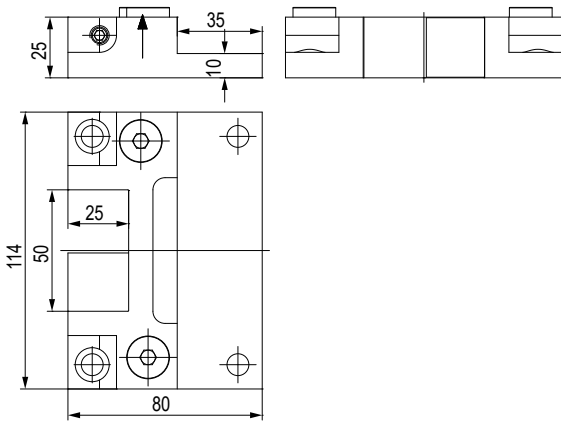


	TIPO - TYPE Portabareno Boring bar holder		REFRIGERANTE COOLANT Interno Internal
Code	Ø	H	
T.53208000100	40	50 ±0,02	

MODELLI DI TORNIO COMPATIBILI
 COMPATIBLE LATHE TYPES

MAZAK

Vedi pagine compatibilità 6.6 / 6.7 - See compatibility pages 6.6 / 6.7


 TIPO - TYPE
Arretrato Quadro
 Turning Tool Holder

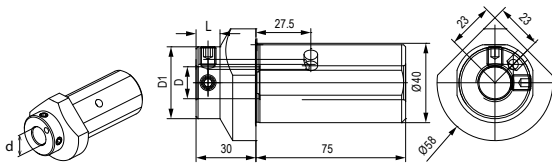
 REFRIGERANTE
 COOLANT
Esterno
 External

Code	W	
T.53208000400	25	

BUSSOLE DI RIDUZIONE PER PORTABARENI

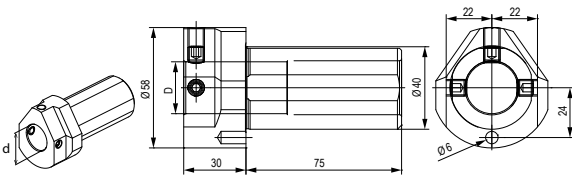
BORING BAR HOLDER REDUCTION SLEEVES

Bloccaggio con battuta e gambo / Clamping with set-screws and on shaft



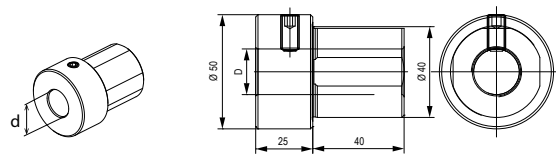
Code	Ød	ØD1	L
*53178010700	8	36	12
*53178010600	10	36	12
*53178010500	12	36	12
*53178010400	16	36	12
*53178010300	20	58	-

Bloccaggio con foro cieco e grani / Clamping with blind hole and set-screws



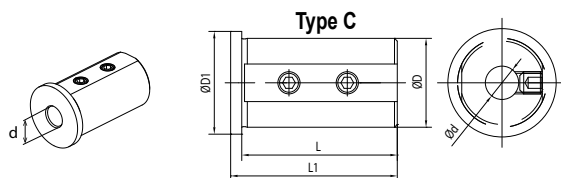
Code	Ød
*53178010200	25
*53178010100	32

Bloccaggio con grano / Clamping with set-screw



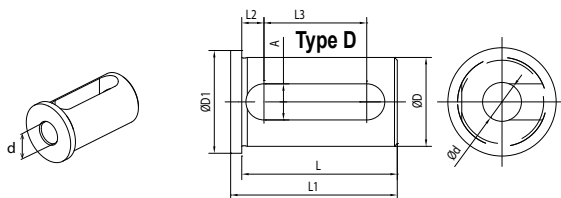
Code	Ød
*53208001000	20
*53208001100	25
*53208001200	32

Bloccaggio con grani / Clamping with collar and set-screws

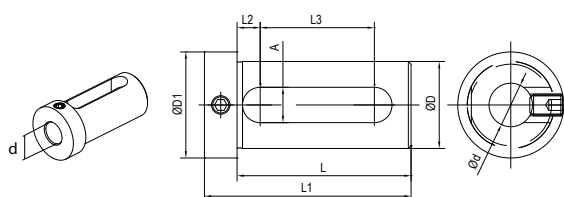


Code	Ød	L	L1	L2	L3	A	Type	ØD1
T.B.C4008K	8	71	75	-	-	-	C	45
T.B.C4010K	10	71	75	-	-	-	C	45
T.B.C4012K	12	71	75	-	-	-	C	45
T.B.D.4016K	16	71	75	8	52	13	D	45
T.B.D.4020K	20	71	75	8	52	13	D	45
T.B.D.4025K	25	71	75	8	52	13	D	45
T.B.D.4032K	32	71	75	8	52	13	D	45

Bloccaggio con asola / Clamping with collar and slot



Bloccaggio con asola e grano / Clamping with slot and set-screw




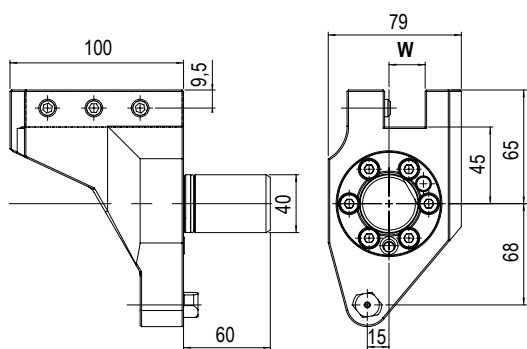
Code	Ød	L	L1	L2	L3	A	ØD1
T.B.E4016k	16	74	88	9	51	14	48
T.B.E4020k	20	74	88	9	51	14	48
T.B.E4025k	25	74	88	9	51	14	48
T.B.E4032k	32	74	88	9	51	14	48

MODELLI DI TORNIO COMPATIBILI
 COMPATIBLE LATHE TYPES

MAZAK


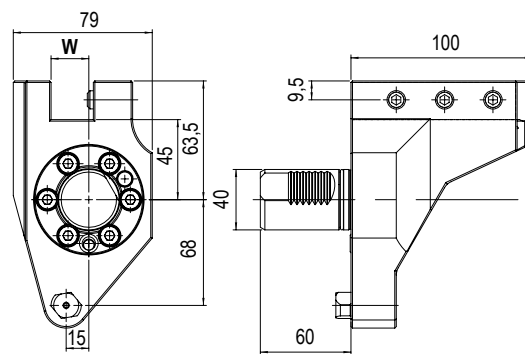
Vedi pagine compatibilità 6.6 / 6.7 - See compatibility pages 6.6 / 6.7

MODELLI DI TORNIO COMPATIBILI - COMPATIBLE LATHE TYPES
- MAZAK QTN1 VDI 40:

 QTN 100/150 M/MS - QTN 200/250 (M/MS/MY/MSY) 16 STATIONS -
 SQT 15/18/200/250 (M/MS/MY/MSY) 16 STATIONS - SQT 100 M/MS

 TIPO - TYPE
Arretrato Quadro
 Turning Tool Holder

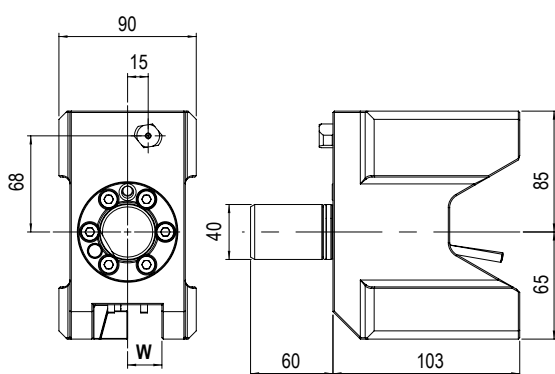
 REFRIGERANTE
 COOLANT
Esterno
 External

Code	W	Orientation	
T.53518000701	20	Sinistro - Left	


 TIPO - TYPE
Arretrato Quadro
 Turning Tool Holder

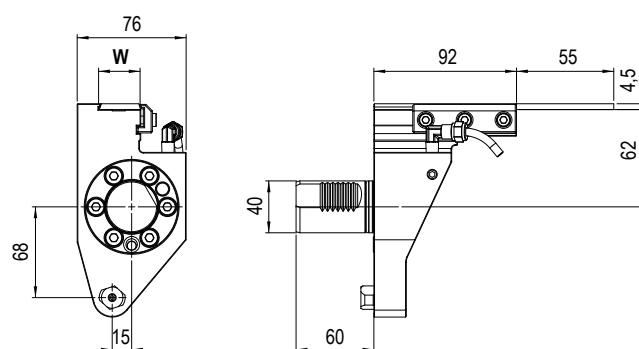
 REFRIGERANTE
 COOLANT
Esterno
 External

Code	W	Orientation	
T.53518000101	20	Destro - Right	


 TIPO - TYPE
Doppio quadro
 Double turning tool holder

 REFRIGERANTE
 COOLANT
Esterno
 External

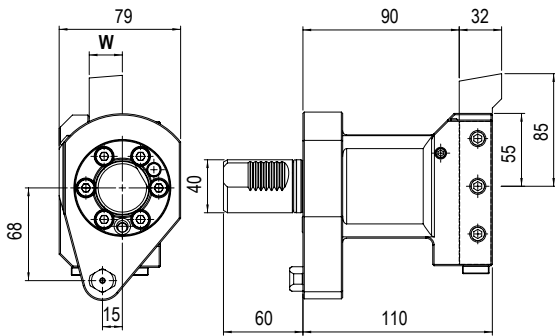
Code	W	
T.53538000101	20	


 TIPO - TYPE
Portalama
 Cut-off holder

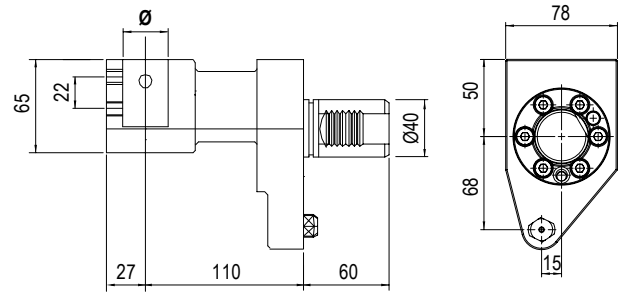
 REFRIGERANTE
 COOLANT
Esterno
 External

Code	W	
T.53518000401	20	

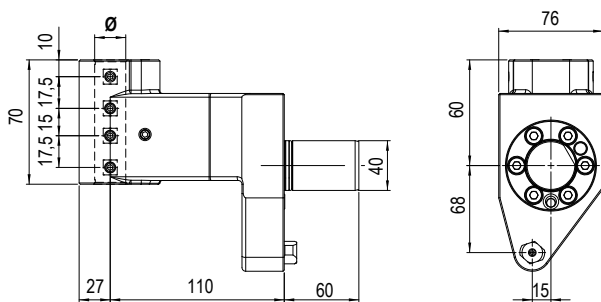
Vedi pagine compatibilità 6.6 / 6.7 - See compatibility pages 6.6 / 6.7



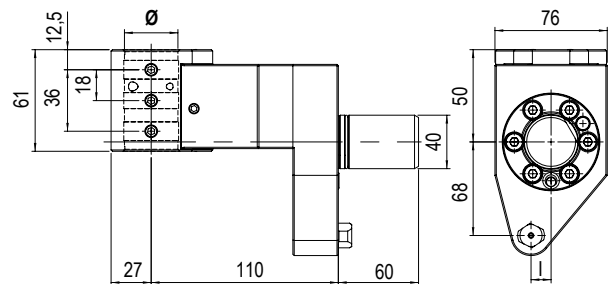
	TIPO - TYPE Portautensile per sfacciare Facing tool holder		REFRIGERANTE COOLANT Esterno External
Code	W		
T.53518000301	20		



	TIPO - TYPE Portapunte U'Drill holder		REFRIGERANTE COOLANT Esterno & Interno External & Internal
Code	Ø		
T.53518000501	32		



	TIPO - TYPE Portabareno doppio Double boring bar holder		REFRIGERANTE COOLANT Esterno External
Code	Ø		
T.53538000201	20		




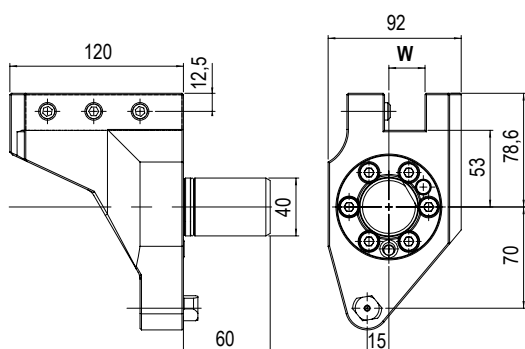
	TIPO - TYPE Portabareno Boring bar holder		REFRIGERANTE COOLANT Esterno External
Code	Ø		
T.53518000201	32		

MODELLI DI TORNIO COMPATIBILI
 COMPATIBLE LATHE TYPES

MAZAK

Vedi pagine compatibilità 6.6 / 6.7 - See compatibility pages 6.6 / 6.7

MODELLI DI TORNIO COMPATIBILI - COMPATIBLE LATHE TYPES
- MAZAK QTN2 VDI 40:

 QTN 200/ 250 (M/MS/MY/MSY 12 STATIONS) - SQT 15/18/200/250
 (M/MS/MY/MSY) 12 STATIONS SUPER QUADREX 200/ 250 (M)


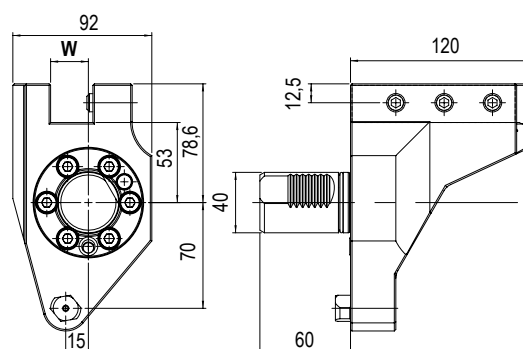
TIPO - TYPE

Arretrato Quadro
 Turning Tool Holder

 REFRIGERANTE
 COOLANT

Esterno
 External

Code	W	Orientation	
T.53618000600	25	Sinistro - Left	



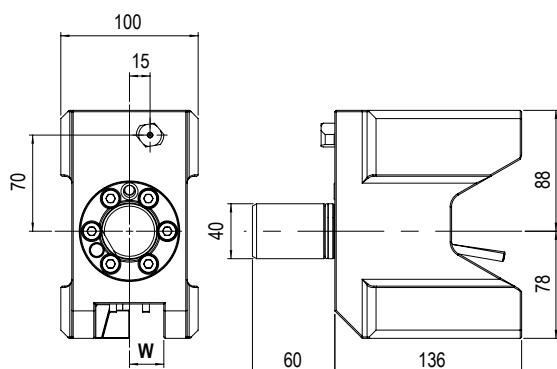
TIPO - TYPE

Arretrato Quadro
 Turning Tool Holder

 REFRIGERANTE
 COOLANT

Esterno
 External

Code	W	Orientation	
T.53618000100	25	Destro - Right	



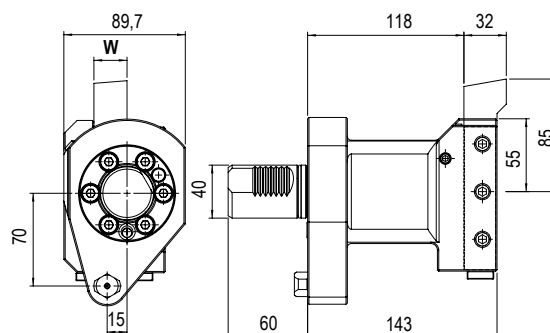
TIPO - TYPE

Doppio quadro
 Double turning tool holder

 REFRIGERANTE
 COOLANT

Esterno
 External

Code	W	
T.53638000300	25	




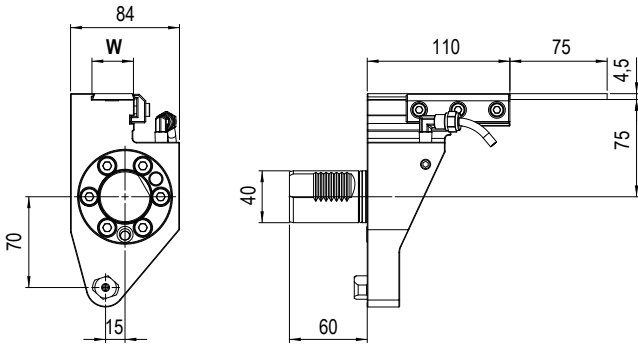
TIPO - TYPE

Portautensile per sfacciare
 Facing tool holder

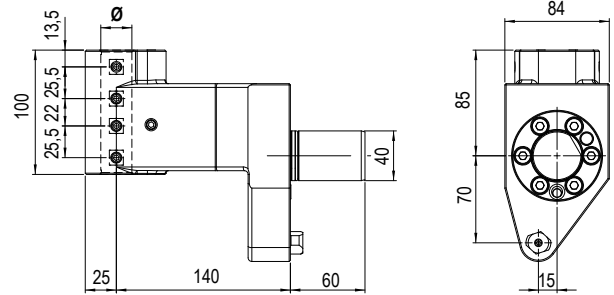
 REFRIGERANTE
 COOLANT

Esterno
 External

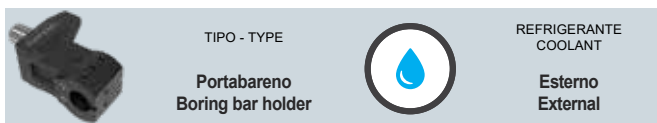
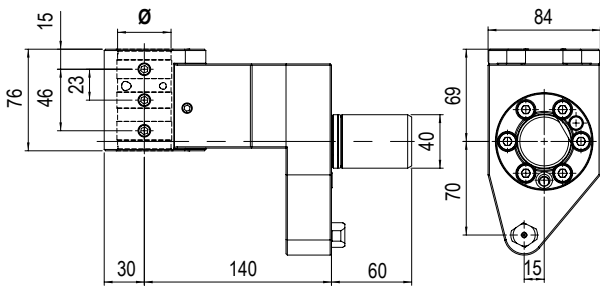
Code	W	
T.53618000300	25	



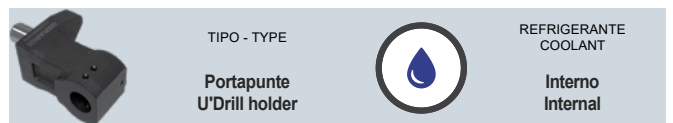
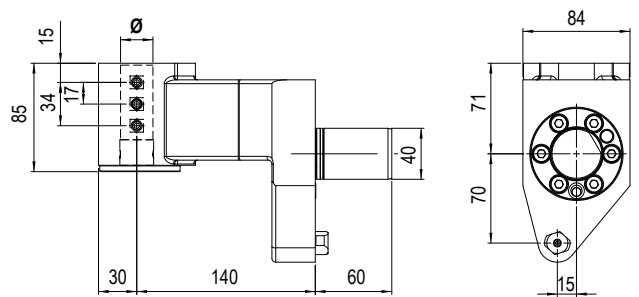
Code	W	
T.53618000400	25	



Code	Ø	
T.53638000400	25	



Code	Ø	
T.53208005100	40	



Code	Ø	
T.53208005200	40	

MODELLI DI TORNIO COMPATIBILI
 COMPATIBLE LATHE TYPES

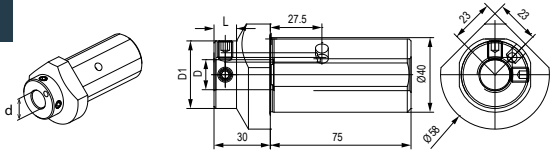
MAZAK

Vedi pagine compatibilità 6.6 / 6.7 - See compatibility pages 6.6 / 6.7

BUSSOLE DI RIDUZIONE PER PORTABARENI

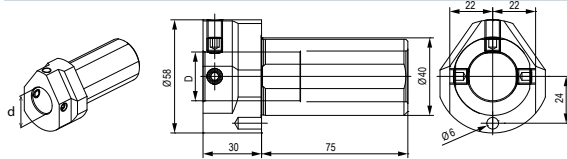
BORING BAR HOLDER REDUCTION SLEEVES

Bloccaggio con battuta e gambo / Clamping with set-screws and on shaft



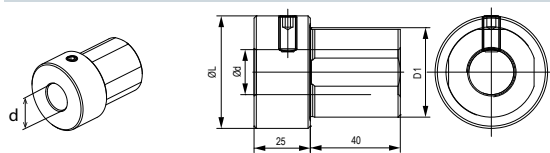
Code	Ød	ØD1	L
*53178010700	8	36	12
*53178010600	10	36	12
*53178010500	12	36	12
*53178010400	16	36	12
*53178010300	20	58	-

Bloccaggio con foro cieco e grani / Clamping with blind hole and set-screws



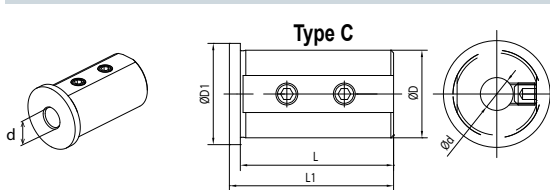
Code	Ød
*53178010200	25
*53178010100	32

Bloccaggio con grano / Clamping with set-screw



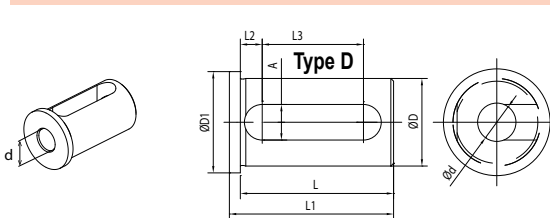
Code	Ød	ØD1	L
*53208001000	20	40	50
*53208001100	25	40	50
*53208001200	32	40	50
T.B.MZ3220K	20	32	40
T.B.MZ3225K	25	32	40

Bloccaggio con grani / Clamping with collar and set-screws

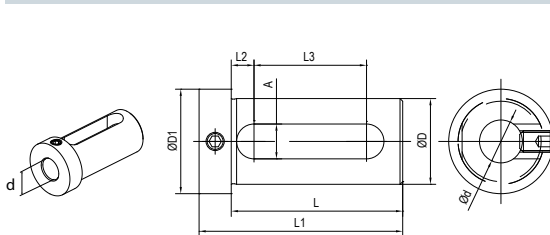


Code	ØD	Ød	L	L1	L2	L3	A	ØD1	Type
T.B.E3216K	25	8	46	50	-	-	-	30	A
T.B.E3220K	25	10	46	50	-	-	-	30	A
T.B.E3225K	25	12	46	50	-	-	-	30	A
T.B.D2516K	25	16	46	50	8	27	13	30	B
T.B.D2520K	25	20	46	50	8	27	13	30	B
T.B.C3208K	32	8	56	60	-	-	-	37	A
T.B.C3210K	32	10	56	60	-	-	-	37	A
T.B.C3212K	32	12	56	60	-	-	-	37	A
T.B.D3216K	32	16	56	60	8	37	13	37	B
T.B.D3220K	32	20	56	60	8	37	13	37	B
T.B.D3225K	32	25	56	60	8	37	13	37	B
T.B.C4008K	40	8	71	75	-	-	-	45	A
T.B.C4010K	40	10	71	75	-	-	-	45	A
T.B.C4012K	40	12	71	75	-	-	-	45	A
T.B.D.4016K	40	16	71	75	8	52	13	45	B
T.B.D.4020K	40	20	71	75	8	52	13	45	B
T.B.D.4025K	40	25	71	75	8	52	13	45	B
T.B.D.4032K	40	32	71	75	8	52	13	45	B

Bloccaggio con asola / Clamping with collar and slot

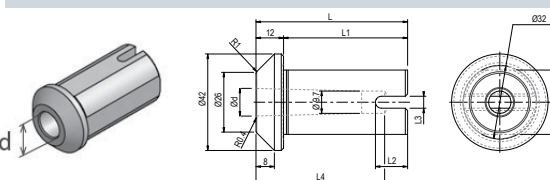


Bloccaggio con asola e grano / Clamping with slot and set-screw



Code	ØD	Ød	L	L1	L2	L3	A	ØD1
T.B.E2512K	25	12	55	67	8	32	13	33
T.B.E2516K	25	16	55	67	8	32	13	33
T.B.E2520K	25	20	55	67	8	32	13	39
T.B.E3216K	32	16	65	77	8	42	13	39
T.B.E3220K	32	20	65	77	8	42	13	39
T.B.E3225K	32	25	65	77	8	42	13	39
T.B.E4016k	40	16	75	89	9	51	14	48
T.B.E4020k	40	20	75	89	9	51	14	48
T.B.E4025k	40	25	75	89	9	51	14	48
T.B.E4032k	40	32	75	89	9	51	14	48

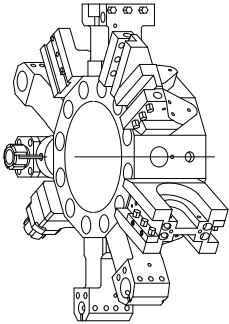
Bloccaggio con asola / Clamping with slot



Code	Ød	L	L1	L2	L3	L4	A
T.B.MZ.MT1	12,065	66	54	14	47	56	9,7
T.B.MZ.MT2	17,78	54	58	10	58	67	14,9

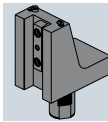
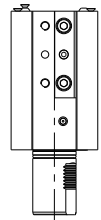
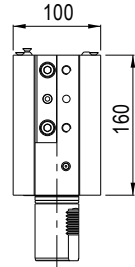
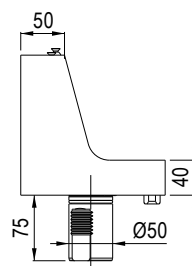
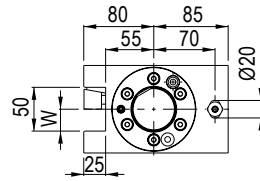
Vedi pagine compatibilità 6.6 / 6.7 - See compatibility pages 6.6 / 6.7

ATTACCO / COUPLING


TORRETTA MAZAK
 MAZAK TURRET

MODELLI DI TORNIO COMPATIBILI - COMPATIBLE LATHE TYPES

- QTN3 VDI 50:

 QTN 300/350/400/450 (M/MY/MSY) - SQT 28/30/300/350/400/450 (M/MY) -
 SLANT TURN NEXUS 500/550 (M) - MEGATURN NEXUS 900 (M) - HYPER QUADREX 450 (M)


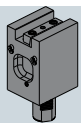
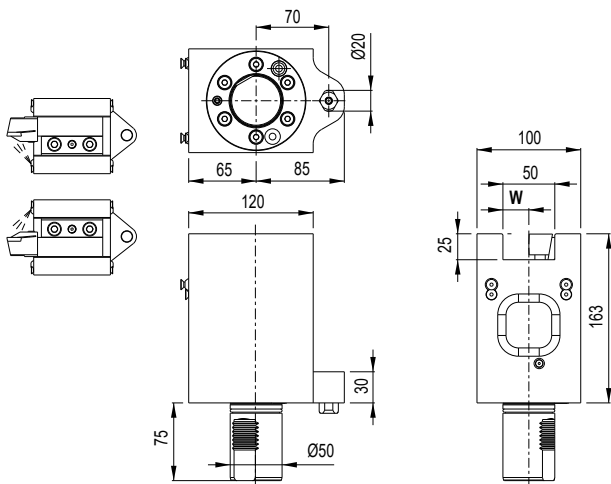
TIPO - TYPE

Stelo quadro assiale
 Axial face and cutting holder

 REFRIGERANTE
 COOLANT

Esterno
 External

Code	W	Orientation	
T.M.Z.V50B12525M	25	Universale- Universal	



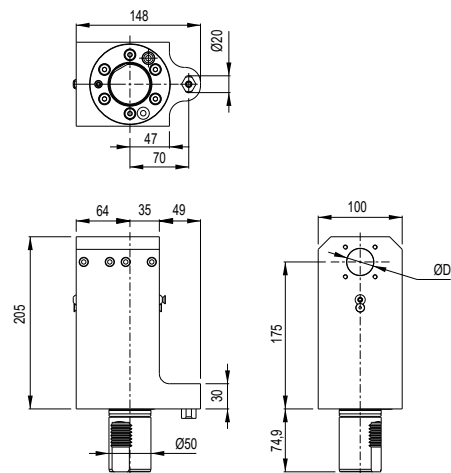
TIPO - TYPE

Radiale Universale
 Universal radial

 REFRIGERANTE
 COOLANT

Esterno
 External

Code	W	Orientation	
T.M.Z.V50C12525M	25	Universale- Universal	



TIPO - TYPE

Portabareno
 Boring bar holder

 REFRIGERANTE
 COOLANT

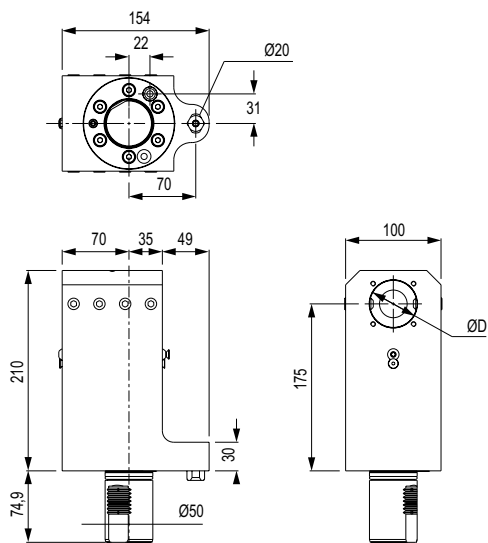
Esterno & Interno
 External & Internal

Code	Ø		
T.M.Z.V50BBC32175M	32		

MODELLI DI TORNIO COMPATIBILI
 COMPATIBLE LATHE TYPES

MAZAK

Vedi pagine compatibilità 6.6 / 6.7 - See compatibility pages 6.6 / 6.7



TIPO - TYPE

 Portabareno
 Boring bar holder

 REFRIGERANTE
 COOLANT

 Esterno & Interno
 External & Internal

Code	Ø	
T.MZ.V50BBC50175M	50	

TIPO - TYPE

 Portabareno
 Boring bar holder

 REFRIGERANTE
 COOLANT

 Esterno
 External

Code	Ø	
T.53308000201	50	

TIPO - TYPE

 Doppio Quadro
 Double turning tool holder

 REFRIGERANTE
 COOLANT

 Esterno
 External

Code	W	
T.53688000300	32	

TIPO - TYPE

 Portabareno doppio
 Double boring bar holder

 REFRIGERANTE
 COOLANT

 Esterno
 External

Code	Ø	
T.53380000901	32	

TIPO - TYPE

 Portalama
 Cut off holder

 REFRIGERANTE
 COOLANT

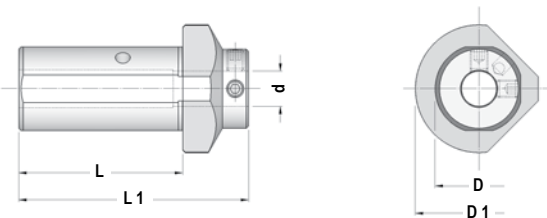
 Esterno
 External

Code		
T.53308000401		

BUSSOLE DI RIDUZIONE PER PORTABARENI

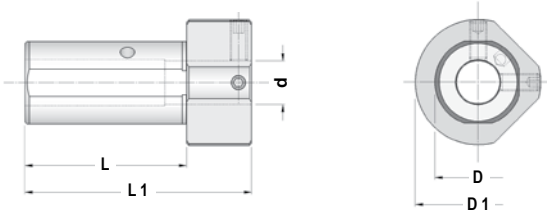
BORING BAR HOLDER REDUCTION SLEEVES

Bloccaggio con grani e gambo / Clamping with set-screws and on shaft



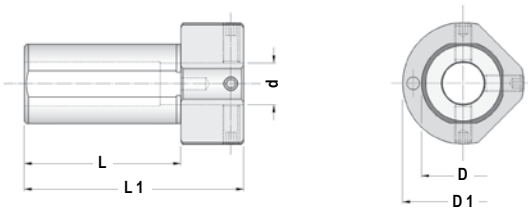
Code	ØD	Ød	L	L1	ØD1
T.53178012601	32	8	60	85	50
T.53178012501	32	10	60	85	50
T.53178012401	32	12	60	85	50
T.53178012301	32	16	60	85	50
T.53178010701	40	8	75	105	58
T.53178010601	40	10	75	105	58
T.53178010501	40	12	75	105	58
T.53178010401	40	16	75	105	58

Bloccaggio con grani e gambo / Clamping with set-screws and on shaft



Code	ØD	Ød	L	L1	ØD1
T.53178010301	40	20	75	105	58

Bloccaggio con grano / Clamping with set-screw

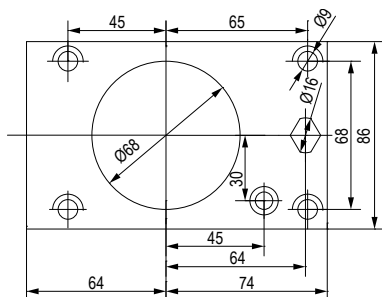


Code	ØD	Ød	L	L1	ØD1
T.53178012300	32	16	60	85	50
T.53178012200	32	22	60	85	50
T.53178012100	32	25	60	85	50
T.53178010200	40	25	75	105	58
T.53178010100	40	32	75	105	58

MODELLI DI TORNIO COMPATIBILI
 COMPATIBLE LATHE TYPES

MAZAK

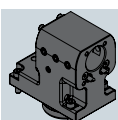
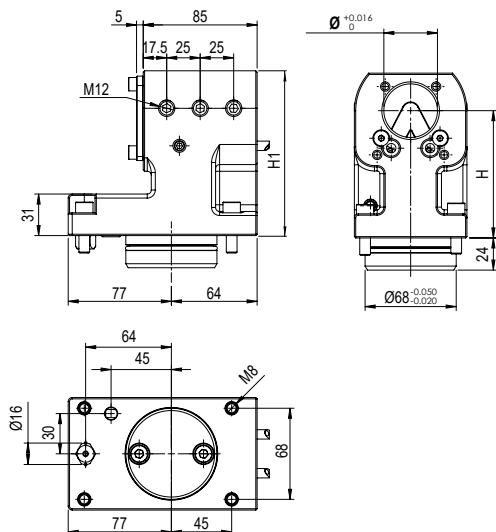
Vedi pagine compatibilità 6.6 / 6.7 - See compatibility pages 6.6 / 6.7

ATTACCO / COUPLING


MODELLI DI TORNIO COMPATIBILI - COMPATIBLE LATHE TYPES

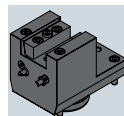
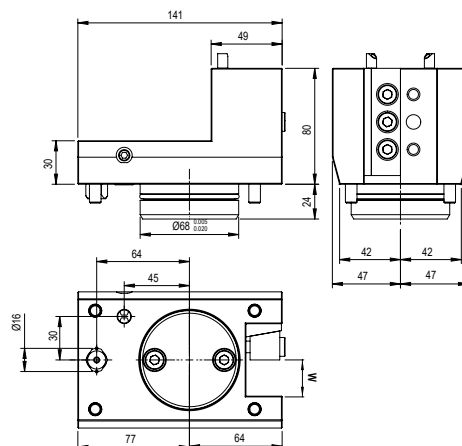
- MAZAK BMT68:

QT/QTS 100/150/200/250 (M/MY/MS/MSY) - QTC/QTU 100/150/200/250/300 (M/MY/MS/MSY)


 TIPO - TYPE
Portabareno
 Boring bar holder

 REFRIGERANTE
 COOLANT
Esterno & Interno
 External & Internal


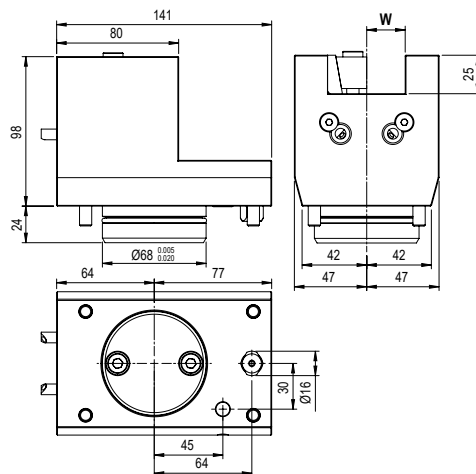
Code	Ø	H	H1	
T.MZ.68BBC4095H	40	95	119	


 TIPO - TYPE
Stelo quadro radiale
 Radial face and cutting holder

 REFRIGERANTE
 COOLANT

Esterno
 External

Code	W	
T.MZ.68C12525H	25	


 TIPO - TYPE
Stelo quadro assiale
 Axial face and cutting holder

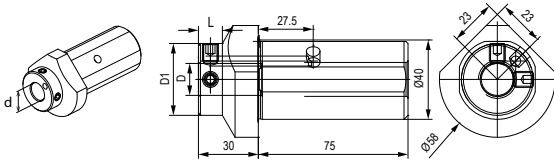
 REFRIGERANTE
 COOLANT

Esterno
 External

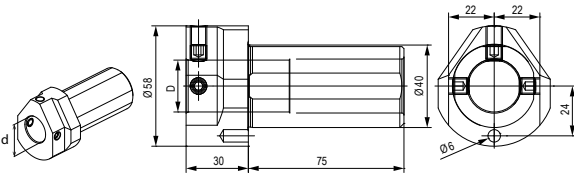
Code	W	
T.MZ.68B12525H	25	

BUSSOLE DI RIDUZIONE PER PORTABARENI

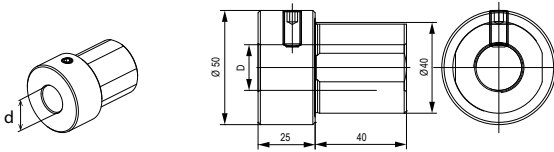
BORING BAR HOLDER REDUCTION SLEEVES

Bloccaggio con grani e gambo / Clamping with set-screws and shaft


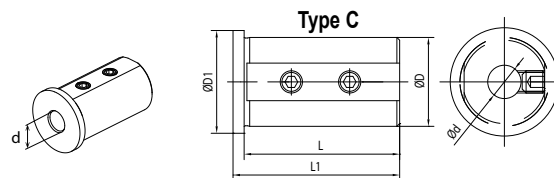
Code	Ød	ØD1	L
*53178010700	8	36	12
*53178010600	10	36	12
*53178010500	12	36	12
*53178010400	16	36	12
*53178010300	20	58	-

Bloccaggio con foro cieco e grani / Clamping with blind hole and set-screws


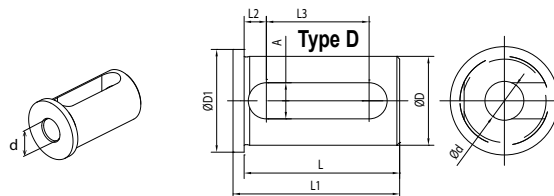
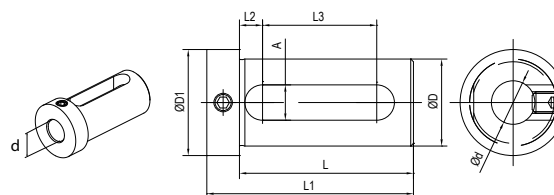
Code	Ød
*53178010200	25
*53178010100	32

Bloccaggio con grano / Clamping with set-screw


Code	Ød
*53208001000	20
*53208001100	25
*53208001200	32

Bloccaggio con grani / Clamping with collar and set-screws


Code	Ød	L	L1	L2	L3	A	Type	ØD1
T.B.C4008K	8	71	75	-	-	-	C	45
T.B.C4010K	10	71	75	-	-	-	C	45
T.B.C4012K	12	71	75	-	-	-	C	45
T.B.D.4016K	16	71	75	8	52	13	D	45
T.B.D.4020K	20	71	75	8	52	13	D	45
T.B.D.4025K	25	71	75	8	52	13	D	45
T.B.D.4032K	32	71	75	8	52	13	D	45

Bloccaggio con asola / Clamping with collar and slot

Bloccaggio con asola e grano / Clamping with slot and set-screw


Code	Ød	L	I1	I2	I3	A	ØD1
T.B.E4016k	16	74	88	9	51	14	48
T.B.E4020k	20	74	88	9	51	14	48
T.B.E4025k	25	74	88	9	51	14	48
T.B.E4032k	32	74	88	9	51	14	48



PIÙ SEMPLICE / PIÙ INFO / PIÙ PRODOTTI - EASIER / MORE INFO / MORE PRODUCTS

TROVA IL TUO PRODOTTO IN POCHI CLICK - FIND YOUR PRODUCT IN FEW CLICKS



by category



by code



by description



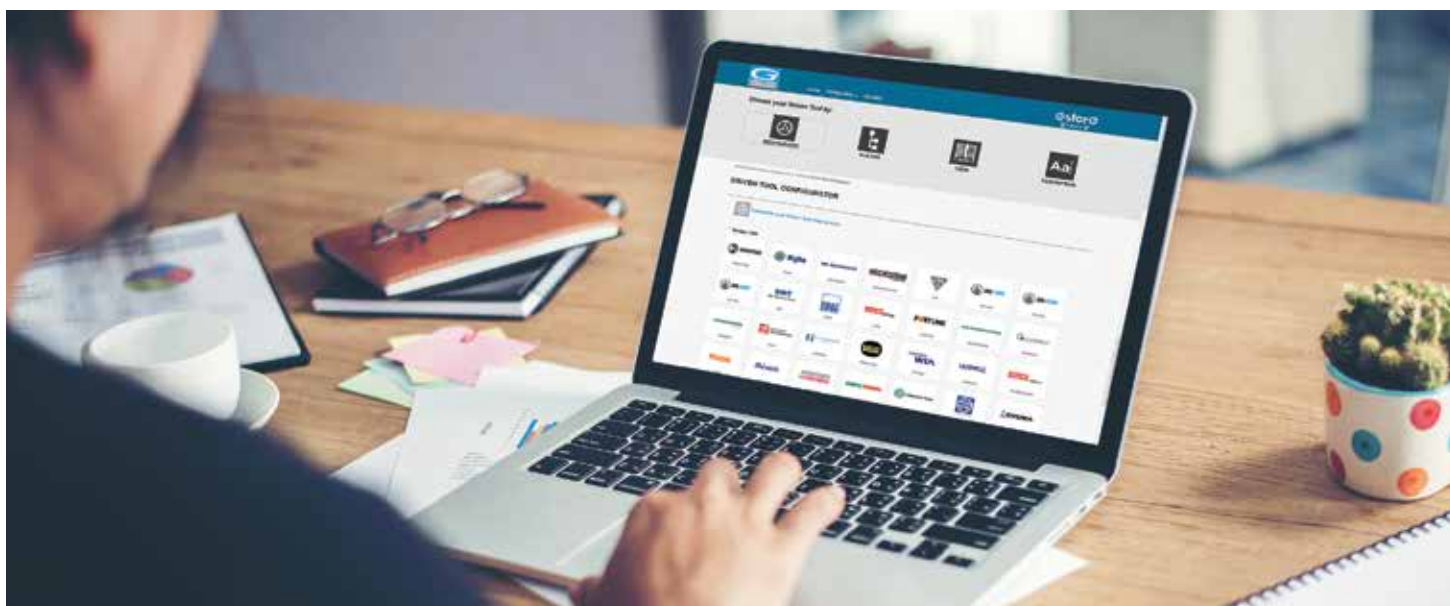
by configurator

Un nuovo modo facile e veloce per ordinare la tua attrezzatura Gerardi

Il nuovo Gerardi estore offre la possibilità di visualizzare e ordinare qualsiasi articolo Gerardi appartenente alle categorie **Workholding** o **Tooling** presente sui nostri listini in modo semplice, veloce e completo. Da ora puoi ordinare la morsa, la testa angolare o il motorizzato che ti interessa direttamente on-line dal nostro estore senza costi aggiuntivi.

A new quick and easy way to order your equipment branded Gerardi.

The new Gerardi estore offers the ability to view and order any item available on our Workholding and Tooling catalogues with the easiest, fastest and comprehensive way. You can now order the vise, angle head or driven tool of your interest directly online from our store without any additional cost.



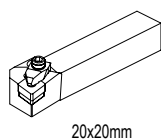
WINDOWS / IOS



ANDROID / IPHONE



BMT44

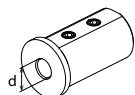


20x20mm

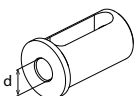
Code

T.NK.B44C12020K

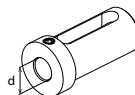
BMT44 Ø25



Ød	Code
Ø8	T.B.C2508K
Ø10	T.B.C2510K
Ø12	T.B.C2512K



Ød	Code
Ø16	T.B.D2516K



Ød	Code
Ø12	T.B.E2512K
Ø16	T.B.E2516K
Ø20	T.B.E2520K

Code

T.NK.B44BB2575K

BMT55



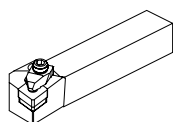
Code

T.NK.B55C12020K

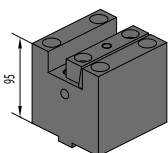


Code

T.NK.B55C12020LK



20x20mm
25x25mm



Code

T.NK.B65B12525K

BMT55 Ø25-32



Code

T.NK.B55BBC2555K

T.NK.B55BBC2575K



Code

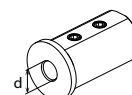
T.NK.B55BBD25K



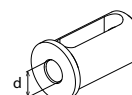
Code

T.NK.B55BBC3270K

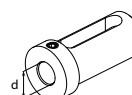
T.NK.B55BBC3280K



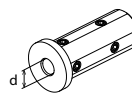
Ød	Code	Ød	Code
Ø8	T.B.C2508G	Ø8	T.B.C3208K
Ø10	T.B.C2510G	Ø10	T.B.C3210K
Ø12	T.B.C2512G	Ø12	T.B.C3212K



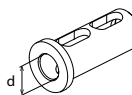
Ød	Code
Ø16	T.B.D2516K



Ød	Code	Ød	Code
Ø12	T.B.E2512K	Ø16	T.B.E3216K
Ø16	T.B.E2516K	Ø20	T.B.E3220K
Ø20	T.B.E2520K	Ø25	T.B.E3225K



Ød	Code
Ø6	T.B.A2506G
Ø8	T.B.A2508G
Ø10	T.B.A2510G
Ø12	T.B.A2512G



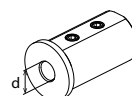
Ød	Code
Ø16	T.B.B2516G

BMT65 Ø32

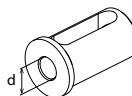


Code

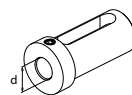
T.NK.B65BBC3290K



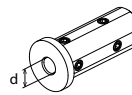
Ød	Code
Ø8	T.B.C3208K
Ø10	T.B.C3210K
Ø12	T.B.C3212K



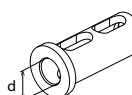
Ød	Code
Ø16	T.B.D3216K
Ø20	T.B.D3220K
Ø25	T.B.D3225K



Ød	Code
Ø16	T.B.E3216K
Ø20	T.B.E3220K
Ø25	T.B.E3225K



Ød	Code
Ø8	T.B.A3208G
Ø10	T.B.A3210G
Ø12	T.B.A3212G
Ø16	T.B.A3216G
Ø20	T.B.A3220G



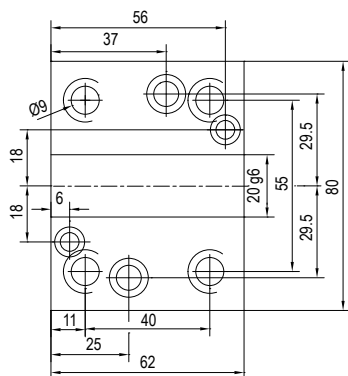
Ød	Code
Ø25	T.B.B3225G

MODELLI DI TORNIO COMPATIBILI
 COMPATIBLE LATHE TYPES

NAKAMURA

Vedi pagine compatibilità 6.6 / 6.7 - See compatibility pages 6.6 / 6.7

ATTACCO / COUPLING



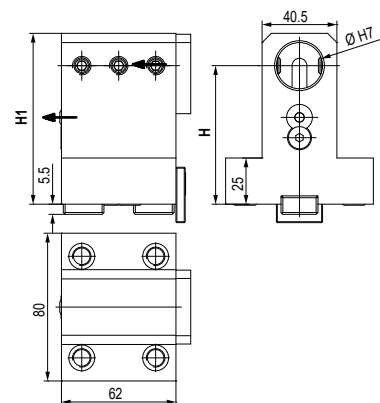
MODELLI DI TORNIO COMPATIBILI - COMPATIBLE LATHE TYPES

NAKAMURA:

NTJ 100, - SC 100 - SUPER NTMX - SUPER NY3 - WT/ WY100

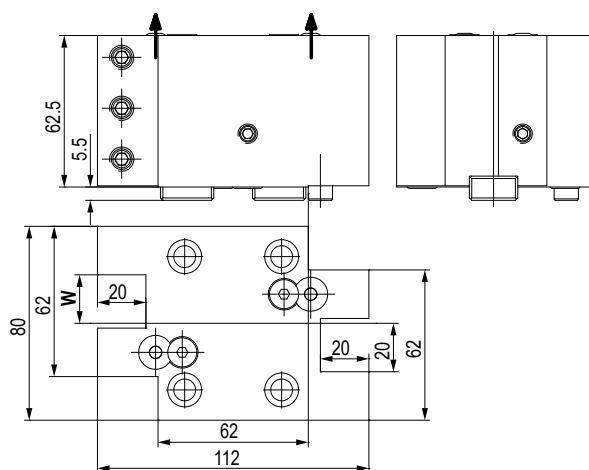
MURATEC:

MT 100



	TIPO - TYPE Portabareno Boring bar holder		REFRIGERANTE COOLANT Esterno & Interno External & Internal
--	---	--	---

Code	Ø	H	H1	
T.NK.B44BB2575K	25	75 ± 0,02	92,5	

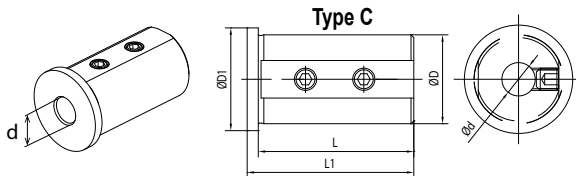


	TIPO - TYPE Stelo quadro rad. doppio 2 RD face and cutting holder		REFRIGERANTE COOLANT Esterno External
--	---	--	--

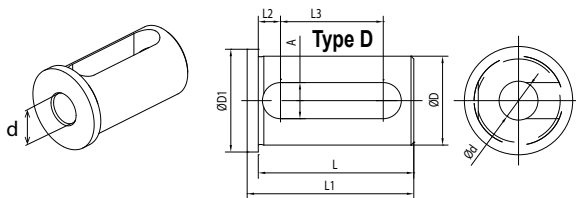
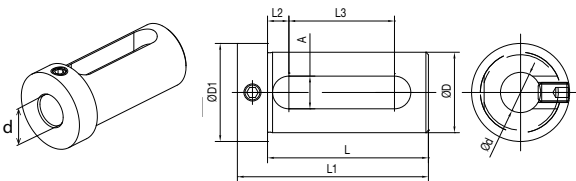
Code	W	
T.NK.B44C12020K	20	

BUSSOLE DI RIDUZIONE PER PORTABARENI

BORING BAR HOLDER REDUCTION SLEEVES

Bloccaggio con grani / Clamping with set-screws


Code	Ød	L	L1	L2	L3	A	Type	ØD1
T.B.C2508K	8	46	50	-	-	-	C	30
T.B.C2510K	10	46	50	-	-	-	C	30
T.B.C2512K	12	46	50	-	-	-	C	30
T.B.D2516K	16	46	50	8	27	13	D	30

Bloccaggio con asola / Clamping with slot

Bloccaggio con asola e grano / Clamping with slot and set-screw


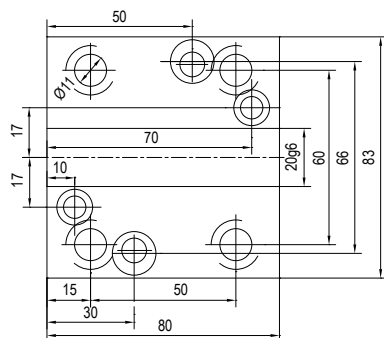
Code	Ød	L	L1	L2	L3	A	ØD1
T.B.E2512K	16	74	88	9	51	14	48
T.B.E2516K	20	74	88	9	51	14	48
T.B.E2520K	25	74	88	9	51	14	48

MODELLI DI TORNIO COMPATIBILI
 COMPATIBLE LATHE TYPES

NAKAMURA

CMZ

Vedi pagine compatibilità 6.6 / 6.7 - See compatibility pages 6.6 / 6.7

ATTACCO / COUPLING


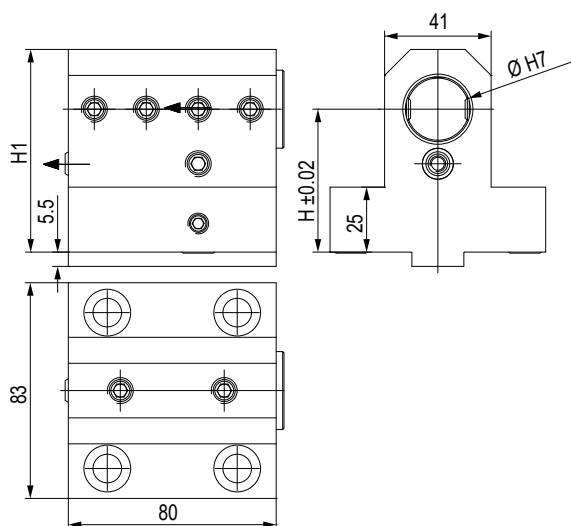
MODELLI DI TORNIO COMPATIBILI - COMPATIBLE LATHE TYPES

NAKAMURA BMT55:

 AS200 (L-LS) 12/15 STATIONS - NTM3 - NTY3/250 - SC150(M) - SC200(MY) - SC-250(M) SuperNTJ
 TMC20 II (M/ML) - TW10 - TW20 - WT20 II (M/MY) - WT150/200 - WT250 - WTS150 - WTW150/160 -
 WT200 II (M,MY) - WY250

CMZ BMT55:

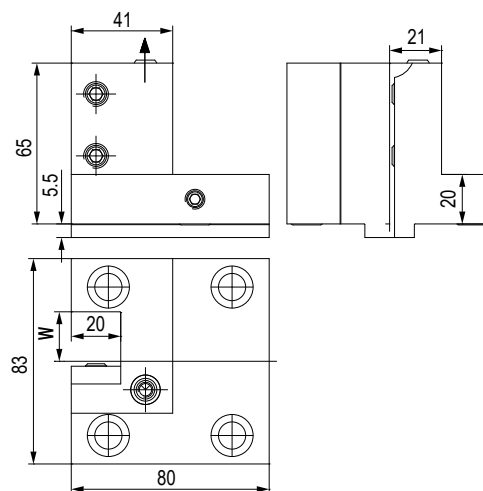
TX 52, 66



TIPO - TYPE
Portabareno
Boring bar holder

REFRIGERANTE
COOLANT
Esterno & Interno
External & Internal

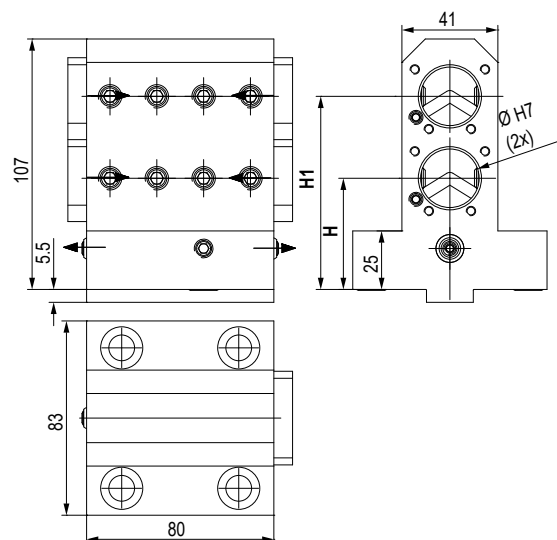
Code	Ø	H	H1
T.NK.B55BBC2555K	25	55	78
T.NK.B55BBC2575K	25	75	98



TIPO - TYPE
Stelo quadro radiale
Radial face and cutting holder

REFRIGERANTE
COOLANT
Esterno
External

Code	W
T.NK.B55C12020K	20

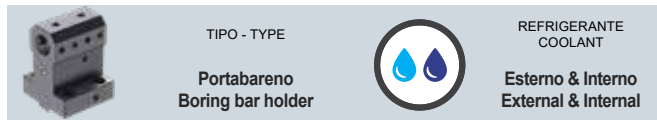
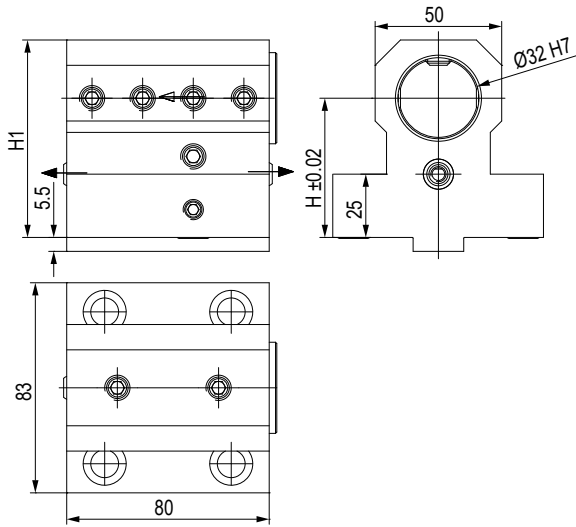


TIPO - TYPE
Portabareno doppio
Double boring bar holder

REFRIGERANTE
COOLANT
Esterno
External

Code	Ø	H	H1
T.NK.B55BBD25K	25	47,5	82

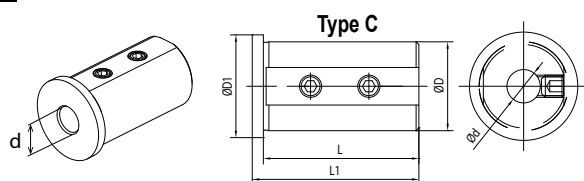
Vedi pagine compatibilità 6.6 / 6.7 - See compatibility pages 6.6 / 6.7



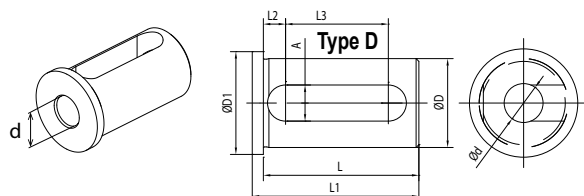
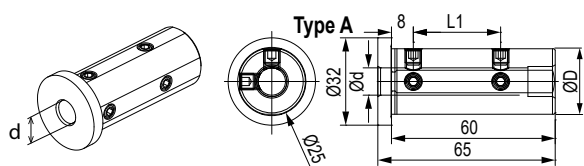
Code	Ø	H	H1	
T.NK.B55BBC3270K	32	70	96,5	
T.NK.B55BBC3280K	32	80	106,5	

BUSSOLE DI RIDUZIONE PER PORTABARENI

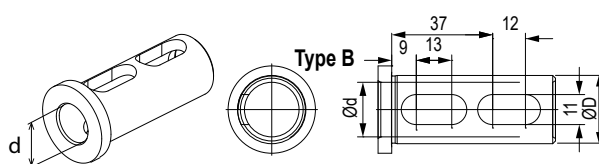
BORING BAR HOLDER REDUCTION SLEEVES

Bloccaggio con grani / Clamping with set-screws


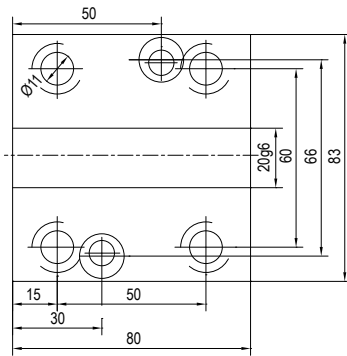
Code	ØD	Ød	L	L1	L2	L3	A	Type	ØD1
T.B.C2508K	25	8	46	50	-	-	-	C	30
T.B.C2510K	25	10	46	50	-	-	-	C	30
T.B.C2512K	25	12	46	50	-	-	-	C	30
T.B.D2516K	25	16	46	50	8	27	13	D	30
T.B.C3208K	32	8	56	60	-	-	-	C	37
T.B.C3210K	32	10	56	60	-	-	-	C	37
T.B.C3212K	32	12	56	60	-	-	-	C	37
T.B.D3216K	32	16	56	60	8	37	13	D	37
T.B.D3220K	32	20	56	60	8	37	13	D	37
T.B.D3225K	32	25	56	60	8	37	13	D	37

Bloccaggio con asola / Clamping with slot

Bloccaggio con grani su due lati / Clamping with set-screws on two sides


Code	ØD	Ød	L1	Type
T.B.A2506G	25	6	22	A
T.B.A2508G	25	8	27	A
T.B.A2510G	25	10	32	A
T.B.A2512G	25	12	32	A
T.B.B2516G	25	16	-	B

Bloccaggio con doppia asola / Clamping with double slot


ATTACCO / COUPLING



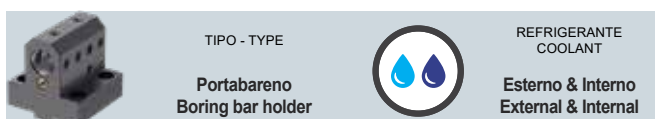
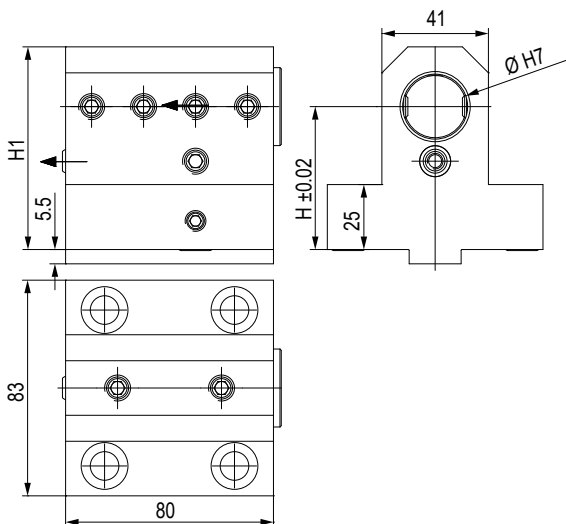
MODELLI DI TORNIO COMPATIBILI - COMPATIBLE LATHE TYPES

- NAKAMURA BMT55:

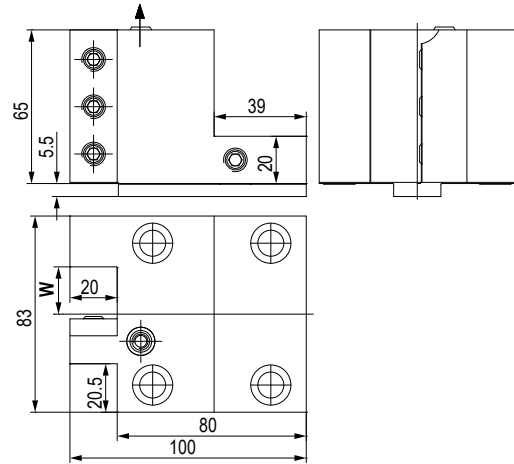
WT300 - SC300 - TW20 - TMC200/300 (M) - SUPER NTX TW20M (MY/MM/MMY/MMYY)
 12 STATIONS TW30M (MY/MM/MMY/MMYY) 16 STATIONS

- CMZ BMT55:

TX52/66 - TTL52 - TTL66 - TX52 Y3-Y2 QUATTRO-Y2 TW IN - TX66 Y3-Y2 QUATTRO-Y2 TW IN
 TA15/20/25/30(M/Y/MS/MY/YS) 15 STATIONS



Code	Ø	H	H1	
T.NK.B55BBC2555K	25	55	78	
T.NK.B55BBC2575K	25	75	98	



Code	W	
T.NK.B55C12020LK	20	

MODELLI DI TORNIO COMPATIBILI
 COMPATIBLE LATHE TYPES

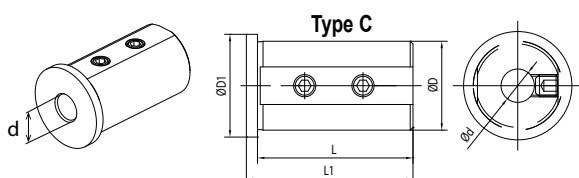
NAKAMURA

Vedi pagine compatibilità 6.6 / 6.7 - See compatibility pages 6.6 / 6.7

BUSSOLE DI RIDUZIONE PER PORTABARENI

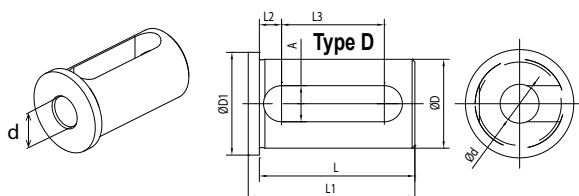
BORING BAR HOLDER REDUCTION SLEEVES

Bloccaggio con grani / Clamping with set-screws

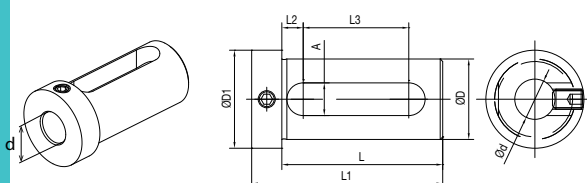


Code	ØD	Ød	L	L1	L2	L3	A	Type	ØD1
T.B.C2508K	25	8	46	50	-	-	-	C	30
T.B.C2510K	25	10	46	50	-	-	-	C	30
T.B.C2512K	25	12	46	50	-	-	-	C	30
T.B.D2516K	25	16	46	50	8	27	13	D	30

Bloccaggio con asola / Clamping with slot

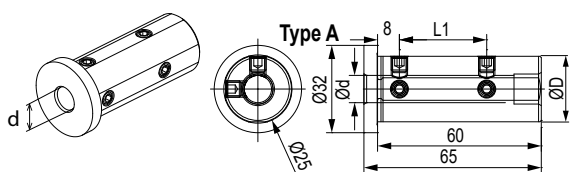


Bloccaggio con asola e grano / Clamping with slot and set-screw



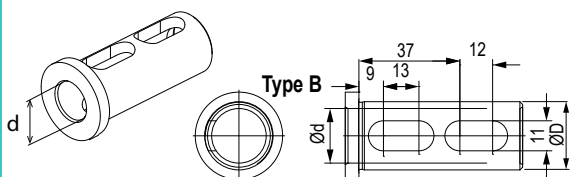
Code	ØD	Ød	L	L1	L2	L3	A	ØD1
T.B.E2512K	25	12	54	66	8,5	32	13	32
T.B.E2516K	25	16	54	66	8,5	32	13	32
T.B.E2520K	25	20	54	66	8,5	32	13	32

Bloccaggio con grani su due lati / Clamping with set-screws on two sides



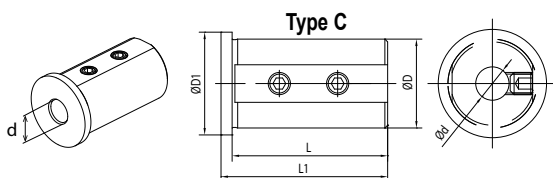
Code	ØD	Ød	L1	Type
T.B.A2506G	25	6	22	A
T.B.A2508G	25	8	27	A
T.B.A2510G	25	10	32	A
T.B.A2512G	25	12	32	A
T.B.B2516G	25	16	-	B

Bloccaggio con doppia asola / Clamping with double slot

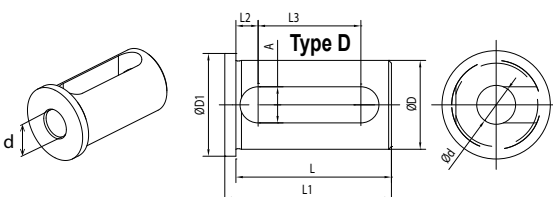
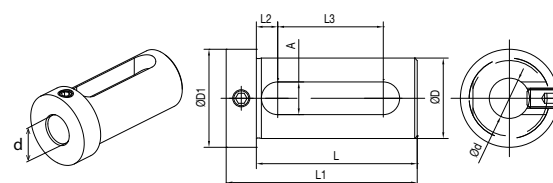


BUSSE DI RIDUZIONE PER PORTABARENI

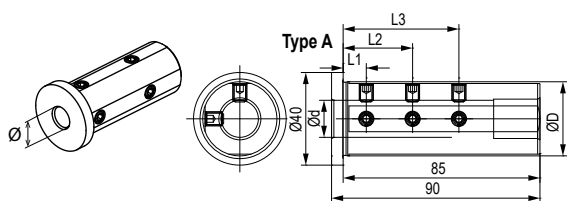
BORING BAR HOLDER REDUCTION SLEEVES

Bloccaggio con grani / Clamping with set-screws


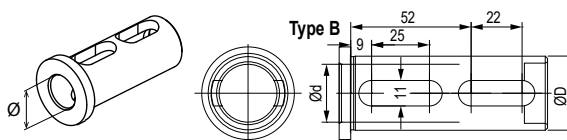
Code	ØD	Ød	L	L1	L2	L3	A	Type	ØD1
T.B.C3208K	32	8	56	60	-	-	-	C	37
T.B.C3210K	32	10	56	60	-	-	-	C	37
T.B.C3212K	32	12	56	60	-	-	-	C	37
T.B.D3216K	32	16	56	60	8	37	13	D	37
T.B.D3220K	32	20	56	60	8	37	13	D	37
T.B.D3225K	32	25	56	60	8	37	13	D	37

Bloccaggio con asola / Clamping with slot

Bloccaggio con asola e grano / Clamping with slot and set-screw


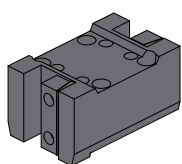
Code	ØD	Ød	L	L1	L2	L3	A	ØD1
T.B.E3216K	32	16	64	76	8,5	42	13	39
T.B.E3220K	32	20	64	76	8,5	42	13	39
T.B.E3225K	32	25	64	76	8,5	42	13	39

Bloccaggio con grani su due lati / Clamping with set-screws on two sides


Code	ØD	Ød	L1	L2	L3	Type
T.B.A3208G	32	8	8	35	-	A
T.B.A3210G	32	10	8	40	-	A
T.B.A3212G	32	12	8	40	-	A
T.B.A3216G	32	16	10	30	50	A
T.B.A3220G	32	20	10	30	50	A
T.B.B3225G	32	25	-	-	-	B

Bloccaggio con doppia asola / Clamping with double slot


BMT60



Code

T.OK.B60C1D2525K



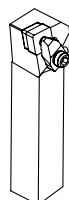
Code

T.OK.B60C12525K



Code

T.OK.B60B12525K



25x25mm



Code

T.OK.B60H13200K



32 mm

BMT60 Ø40



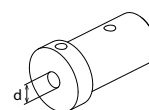
Code

T.OK.B60BB4090K

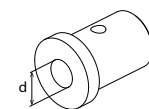


Code

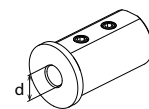
T.OK.B60BBC4090K



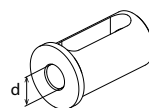
Ød	Code	Ød	Code
Ø10	T.B.I4010G	Ø16	T.B.I4016G
Ø12	T.B.I4012G	Ø20	T.B.I4020G



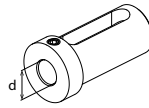
Ød	Code	Ød	Code
Ø25	T.B.OK24025K		
Ø32	T.B.OK24032K		



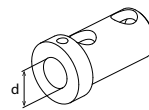
Ød	Code
Ø8	T.B.C4008K
Ø10	T.B.C4010K
Ø12	T.B.C4012K



Ød	Code
Ø16	T.B.D.4016K
Ø20	T.B.D.4020K
Ø25	T.B.D.4025K
Ø32	T.B.D.4032K



Ød	Code
Ø16	T.B.E4016k
Ø20	T.B.E4020k
Ø25	T.B.E4025k
Ø32	T.B.E4032k



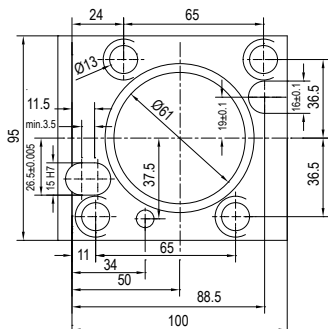
Ød	Code
Ø25	T.B.OK14025G
Ø32	T.B.OK14032G

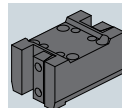
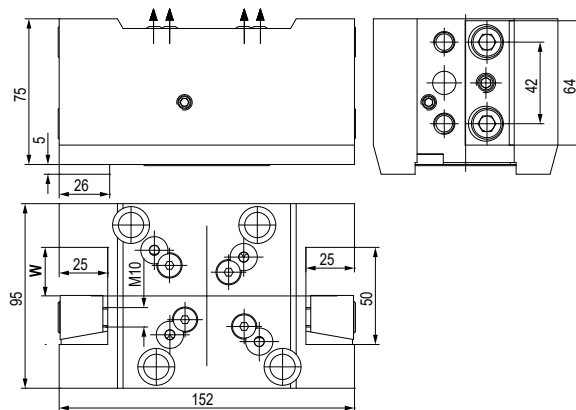
MODELLI DI TORNIO COMPATIBILI
 COMPATIBLE LATHE TYPES

OKUMA

Vedi pagine compatibilità 6.6 / 6.7 - See compatibility pages 6.6 / 6.7

ATTACCO / COUPLING


MODELLI DI TORNIO COMPATIBILI - COMPATIBLE LATHE TYPES
OKUMA BMT60 PLUS:

 LB2000 EX (M) - LB2500 EX (M) - LB3000 EX (M, MY) - LT2000 EX - LT3000 EX - LB3000 EX (MW, MYW)
 LU2000 EX - LU2500 EX - LU3000 EX (M,MW,MY) - GENOS L300 (MY, MW, MYW)


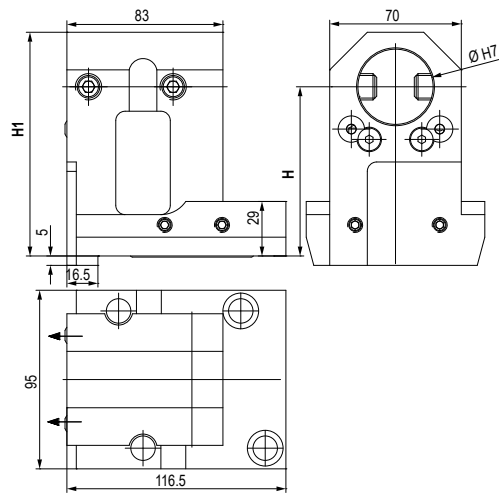
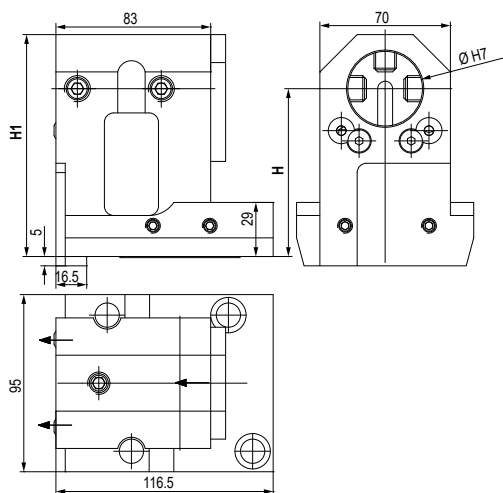
TIPO - TYPE

Stelo quadro radiale doppio
 2 Face and ID cutting holder

 REFRIGERANTE
 COOLANT

Esterno
 External

Code	W	
T.OK.B60C1D2525K	25	



TIPO - TYPE

Portabareno
 Boring bar holder

 REFRIGERANTE
 COOLANT

Esterno & Interno
 External & Internal

Code	Ø	H	H1	
T.OK.B60BBC4090K	40	90 ±0,02	119	



TIPO - TYPE

Portabareno
 Boring bar cutting holder

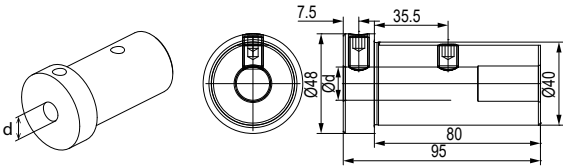
 REFRIGERANTE
 COOLANT

Esterno
 External

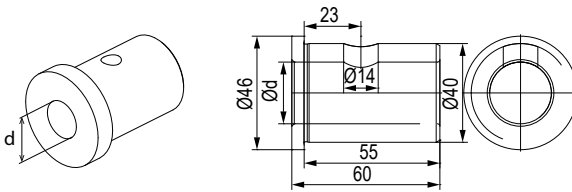
Code	Ø	H	H1	
T.OK.B60BB4090K	40	90 ±0,02	119	

BUSSOLE DI RIDUZIONE PER PORTABARENI

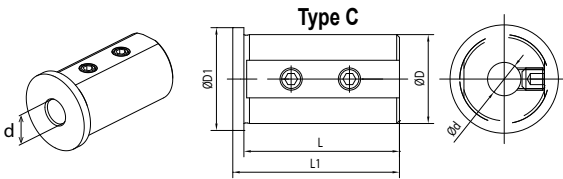
BORING BAR HOLDER REDUCTION SLEEVES

Bloccaggio con grano \ Clamping with set-screw


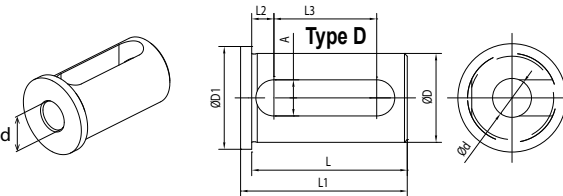
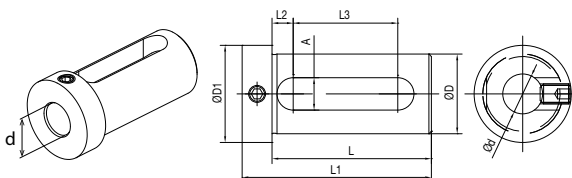
Code	Ød
T.B.I4010G	10
T.B.I4012G	12
T.B.I4016G	16
T.B.I4020G	20

Bloccaggio con grano \ Clamping with set-screw


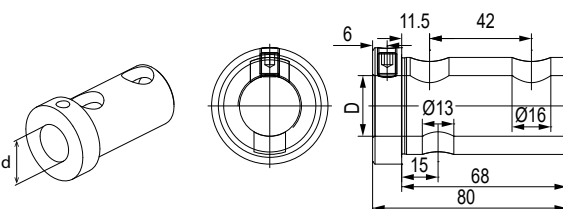
Code	Ød
T.B.OK24035K	25
T.B.OK24032K	32

Bloccaggio con grani \ Clamping with set-screws


Code	ØD	Ød	L	L1	L2	L3	A	ØD1	Type
T.B.C4008K	40	8	71	75	-	-	-	45	C
T.B.C4010K	40	10	71	75	-	-	-	45	C
T.B.C4012K	40	12	71	75	-	-	-	45	C
T.B.D.4016K	40	16	71	75	8	52	13	45	D
T.B.D.4020K	50	20	71	75	8	52	13	45	D
T.B.D.4025K	50	25	71	75	8	52	13	45	D
T.B.D.4032K	50	32	71	75	8	52	13	45	D

Bloccaggio con asola / Clamping with slot

Bloccaggio con asola e grano \ Clamping with set-screw and slot


Code	Ød	L	L1	L2	L3	A	ØD1
T.B.E4016k	16	74	88	9	51	14	48
T.B.E4020k	20	74	88	9	51	14	48
T.B.E4025k	25	74	88	9	51	14	48
T.B.E4032k	32	74	88	9	51	14	48

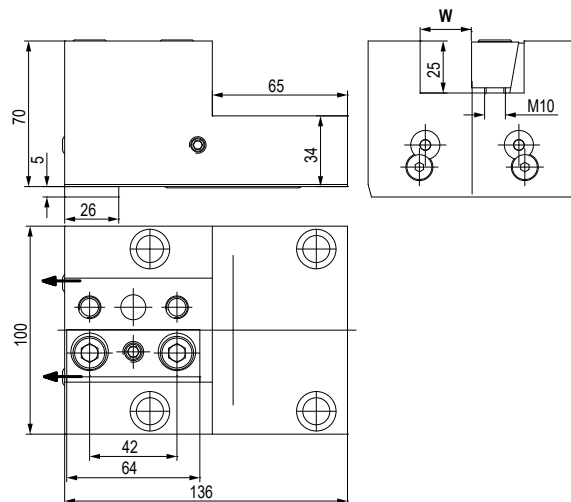
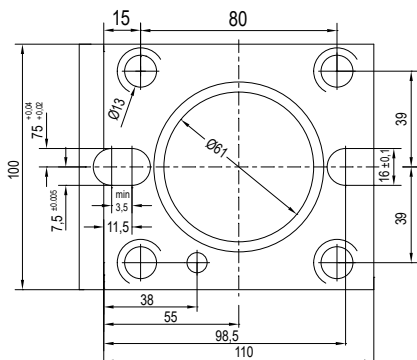
Bloccaggio con grani \ Clamping with set-screws


Code	ØD
T.B.OK14025G	25
T.B.OK14032G	32

MODELLI DI TORNIO COMPATIBILI
 COMPATIBLE LATHE TYPES

OKUMA

Vedi pagine compatibilità 6.6 / 6.7 - See compatibility pages 6.6 / 6.7

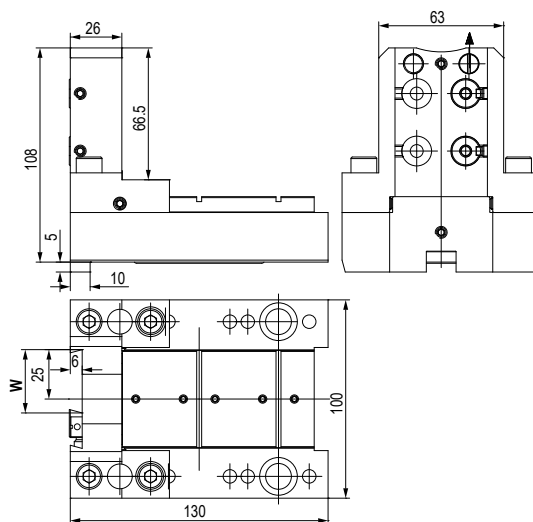
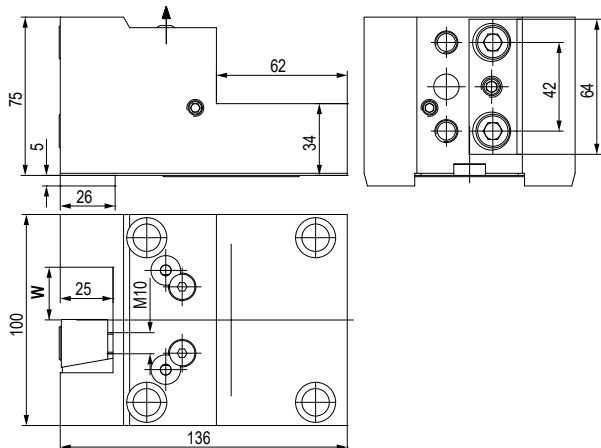
ATTACCO / COUPLING


MODELLI DI TORNIO COMPATIBILI - COMPATIBLE LATHE TYPES

- OKUMA BMT60:
 LB4000 EX (M, MY) - LU4000

	TIPO - TYPE Stelo quadro assiale Axial face and cutting holder		REFRIGERANTE COOLANT Esterno External
--	---	--	--

Code	W	
T.OK.B60B12525K	25	



	TIPO - TYPE Stelo quadro radiale Radial face and cutting holder		REFRIGERANTE COOLANT Esterno External
--	--	--	--

Code	W	
T.OK.B60C12525K	25	

	TIPO - TYPE Porta Lama Cut of holder		REFRIGERANTE COOLANT Esterno External
--	---	--	--

Code	W	
T.OK.B60H13200K	32	

BMT60 Ø40



Code

T.TS.A10



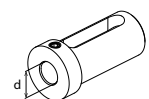
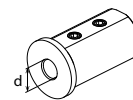
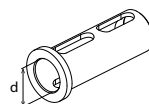
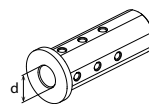
Code

T.TS.A12



Code

T.TS.A14



Ød	Code
Ø6	T.B.A4006G
Ø8	T.B.A4008G
Ø10	T.B.A4010G
Ø12	T.B.A4012G
Ø16	T.B.A4016G
Ø20	T.B.A4020G
Ø25	T.B.A4025G

Ød	Code
Ø32	T.B.B4032G

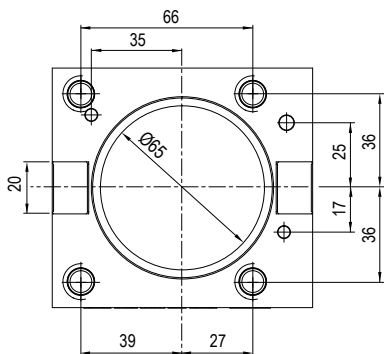
Ød	Code
Ø8	T.B.C4008K
Ø10	T.B.C4010K
Ø12	T.B.C4012K
Ø16	T.B.D4016K

Ød	Code
Ø16	T.B.E4016k
Ø20	T.B.E4020k
Ø25	T.B.E4025k
Ø32	T.B.E4032k

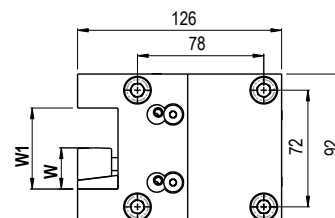
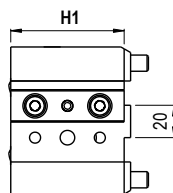
MODELLI DI TORNIO COMPATIBILI
 LATHE MODEL COMPATIBLES

TSUGAMI

Vedi pagine compatibilità 6.6 / 6.7 - See compatibility pages 6.6 / 6.7

ATTACCO / COUPLING

MODELLI DI TORNIO COMPATIBILI - COMPATIBLE LATHE TYPES
- BMT65:

M06 - M06(SY) - M08(D/SD) - M08(SY)



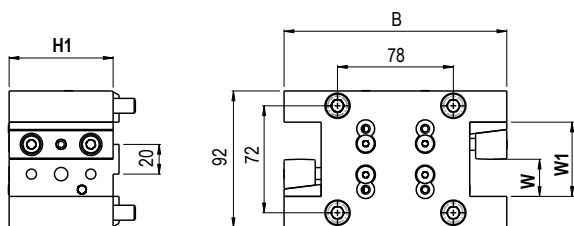
TIPO - TYPE

Stelo quadro radiale
 Radial face and cutting holder

 REFRIGERANTE
 COOLANT

Esterno
 External

Code	H1	W	W1	
T.TS.A01	70	25	50	
T.TS.A02	70	1"	2"	



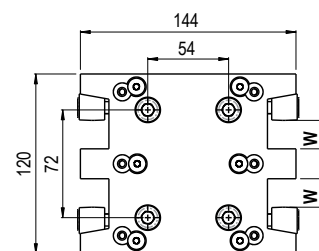
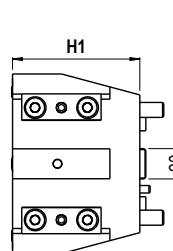
TIPO - TYPE

Stelo quadro rad. doppio
 2 RD face and cutting holder

 REFRIGERANTE
 COOLANT

Esterno
 External

Code	B	H1	W	W1	
T.TS.A03	150	70	25	50	
T.TS.A04	150	70	1"	2"	



TIPO - TYPE

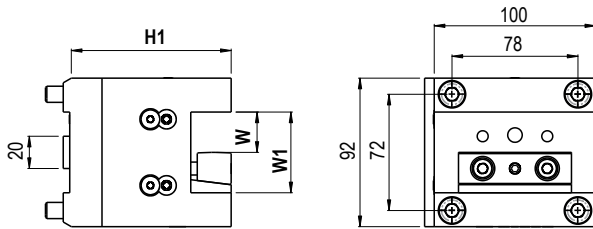
Stelo quadro rad. quadruplo
 4 RD face and cutting holder

 REFRIGERANTE
 COOLANT

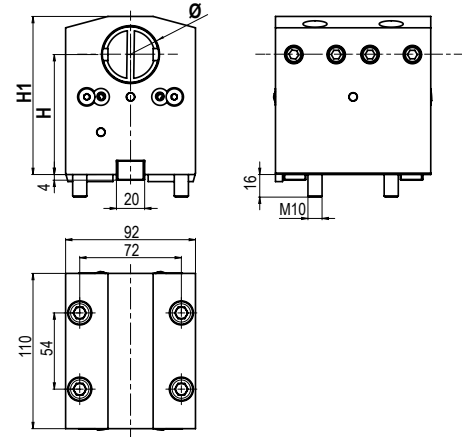
Esterno
 External

Code	H1	W	
T.TS.A05	85	20	
T.TS.A06	85	0,75"	

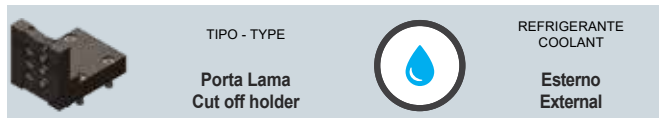
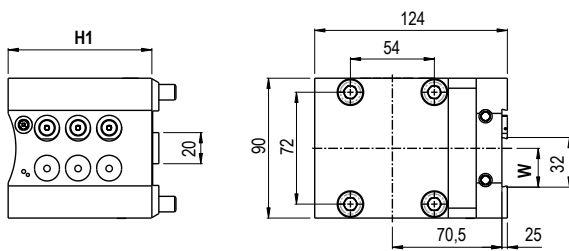
Vedi pagine compatibilità 6.6 / 6.7 - See compatibility pages 6.6 / 6.7



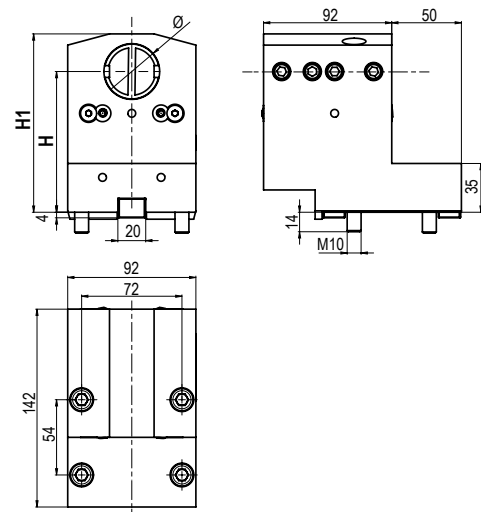
Code	H1	W	W1	
T.TS.A07	100	25	50	
T.TS.A08	100	1"	2"	



Code	Ø	H	H1	
T.TS.A10	Ø40	85	128	
T.TS.A11	Ø1,5"	85	128	



Code	H1	W	
T.TS.A09	93	25	

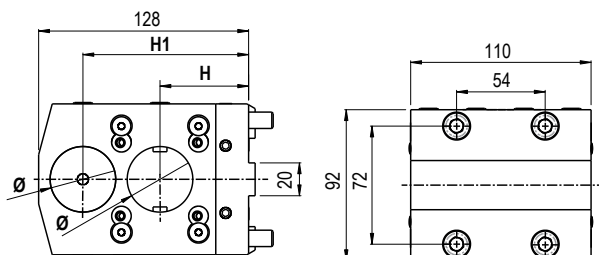


Code	Ø	H	H1	
T.TS.A12	Ø40	101	128	
T.TS.A13	Ø1,5"	101	128	

MODELLI DI TORNIO COMPATIBILI
 LATHE MODEL COMPATIBLES

TSUGAMI

Vedi pagine compatibilità 6.6 / 6.7 - See compatibility pages 6.6 / 6.7



TIPO - TYPE

 Porta Bareno Doppio
 Boring Bar Holder

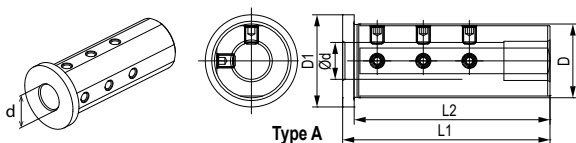
 REFRIGERANTE
 COOLANT

 Esterno & Interno
 External & Internal

Code	Ø	H	H1	
T.TS.A14	Ø40	54	101	
T.TS.A15	Ø1,5"	54	101	

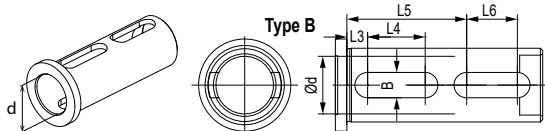
BUSSOLE DI RIDUZIONE PER PORTABARENI BORING BAR HOLDER REDUCTION SLEEVES

Bloccaggio con grani / Clamping with set-screws

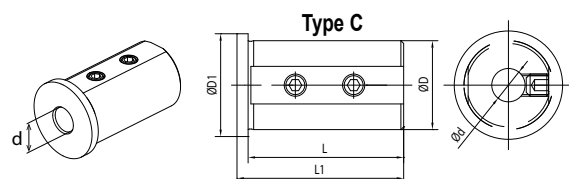


Code	ØD	Ød	ØD1	L1	L2	L3	L4	L5	L6	B	Type	
T.B.A4006G	40	6	50	110	105	-	-	-	-	-	A	
T.B.A4008G	40	8	50	110	105	-	-	-	-	-	A	
T.B.A4010G	40	10	50	110	105	-	-	-	-	-	A	
T.B.A4012G	40	12	50	110	105	-	-	-	-	-	A	
T.B.A4016G	40	16	50	110	105	-	-	-	-	-	A	
T.B.A4020G	40	20	50	110	105	-	-	-	-	-	A	
T.B.A4025G	40	25	50	110	105	-	-	-	-	-	A	
T.B.B4032G	40	32	50	110	105	10	35	65	28	13	B	

Bloccaggio con doppia asola / Clamping with double slot

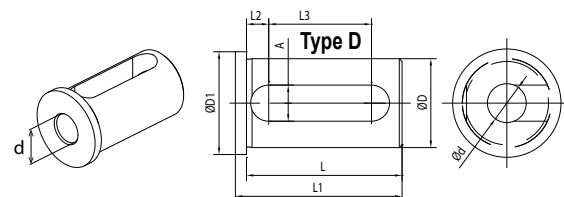


Bloccaggio con grani / Clamping with set-screws

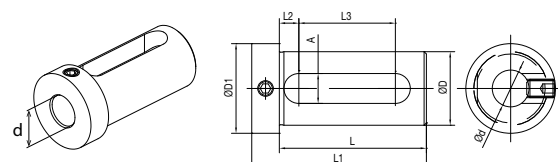


Code	ØD	Ød	L	L1	L2	L3	A	ØD1	Type	
T.B.C4008K	40	8	71	75	-	-	-	45	C	
T.B.C4010K	40	10	71	75	-	-	-	45	C	
T.B.C4012K	40	12	71	75	-	-	-	45	C	
T.B.D4016K	40	16	71	75	8	52	13	45	D	

Bloccaggio con asola / Clamping with slot



Bloccaggio con asola e grano / Clamping with set-screw




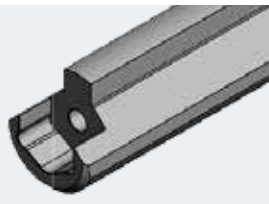
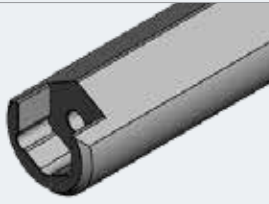
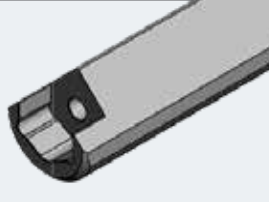
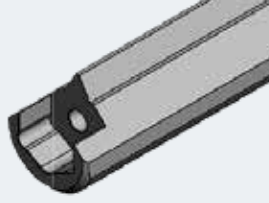

Code	ØD	Ød	L	L1	L2	L3	A	ØD1	
T.B.E4016k	40	16	74	88	9	51	14	48	
T.B.E4020k	40	20	74	88	9	51	14	48	
T.B.E4025k	40	25	74	88	9	51	14	48	
T.B.E4032k	40	32	74	88	9	51	14	48	


PORTA INSERTI PER PORTAUTENSILI STATICI INSERT HOLDER FOR STATIC TOOL

Scopri la gamma completa
dei nostri inserti alle pagine
5.117 - 5.122

Discover our complete range of
inserts on pages 5.117 - 5.122



PM	PORTA INSERTO PER REALIZZARE SEDE RETTANGOLARE	Questa serie offre i seguenti vantaggi: concentricità, correzioni della misura desiderata, velocità nella lavorazione	
PP	INSERT HOLDER FOR CREATING A RECTANGULAR SHAPE	This series offers the following advantages: concentricity, corrections to the desired measurement, speed of machining	
PE	PORTA INSERTO PER REALIZZARE SEDE ESAGONALE	Questa serie offre i seguenti vantaggi: concentricità, correzioni della misura desiderata, velocità nella lavorazione	
PP	INSERT HOLDER FOR CREATING HEXAGONAL SHAPE	This series offers the following advantages: concentricity, corrections to the desired measurement, speed of machining	
PQ	PORTA INSERTO PER REALIZZARE SEDE QUADRATA	Questa serie offre i seguenti vantaggi: concentricità, correzioni della misura desiderata, velocità nella lavorazione	
PP	INSERT HOLDER FOR CREATING HEXAGONAL SHAPE	This series offers the following advantages: concentricity, corrections to the desired measurement, speed of machining	
PS	PORTA INSERTO PER REALIZZARE PROFILI SCANALATI	Questa serie offre i seguenti vantaggi: concentricità, correzioni della misura desiderata, velocità nella lavorazione	
PP	INSERT HOLDER FOR CREATING GROOVED PROFILES	This series offers the following advantages: concentricity, corrections to the desired measurement, speed of machining	
PO	PORTA INSERTO PER ESTERNO	Sono realizzati per ottimizzare l'esecuzione dei profili esterni. Essendo utilizzato per profili scanalati esterni, è necessario richiedere un inserto speciale realizzato ad hoc sul profilo del particolare	
PP	INSERT HOLDER FOR EXTERNAL	They are designed to optimize the execution of external profiles. Since they are used for external grooved profiles, it is necessary to request a special insert made specifically for the profile of the particular part	



PM/PP

PE

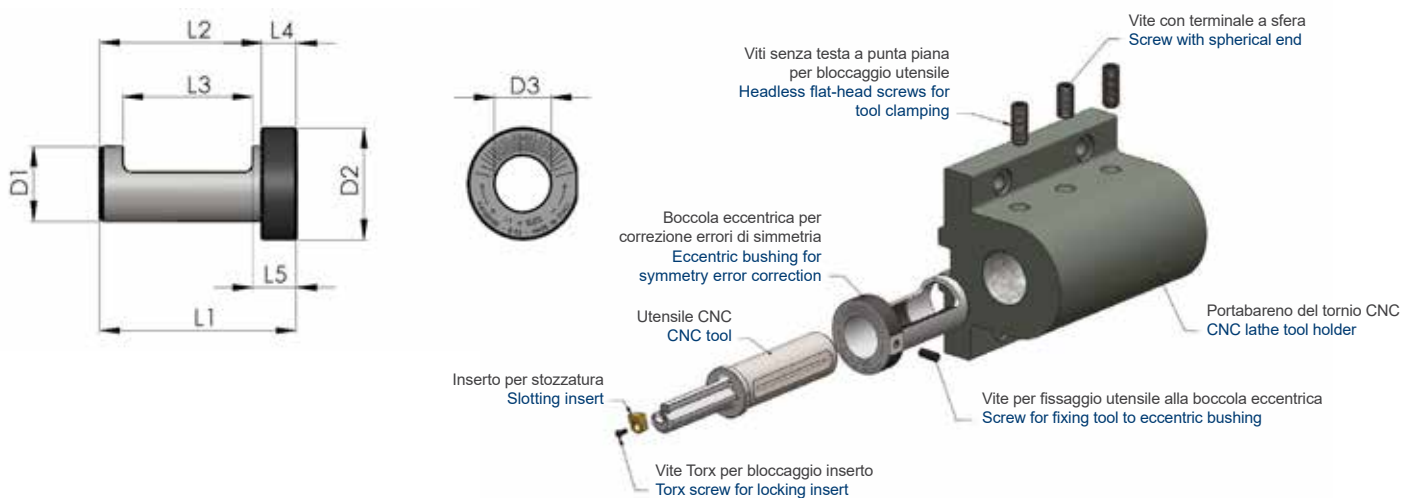
PQ

PS

BOCCOLA ECCENTRICA: ALLINEAMENTO DI PRECISIONE PER TORNI CNC ECCENTRIC BUSHING: PRECISION ALIGNMENT FOR CNC LATHES

La boccia eccentrica rappresenta l'elemento centrale del sistema, ed è progettata per permettere a tutti i torni che sono sprovvisti dell'asse Y di eseguire lavorazioni di brocciatura e stozzatura con un allineamento perfetto rispetto al centro del pezzo (nei torni dotati di asse Y, la boccia non è richiesta, poiché la precisione desiderata viene ottenuta direttamente tramite la movimentazione dell'asse stesso). Le lavorazioni di stozzatura richiedono un posizionamento estremamente preciso, con la cava che deve trovarsi esattamente al centro del pezzo. Errori di simmetria possono compromettere tale precisione. La boccia risolve questo problema consentendo una correzione centesimale della posizione dell'utensile.

The eccentric bushing is the central element of the system and is designed to allow all lathes that do not have a Y-axis to perform broaching and slotting operations with perfect alignment with the center of the workpiece (in lathes equipped with a Y-axis, the bushing is not required, as the desired precision is obtained directly by moving the axis itself). Slotting operations require extremely precise positioning, with the slot having to be exactly in the center of the workpiece. Symmetry errors can compromise this precision. The bushing solves this problem by allowing centesimal correction of the tool position.



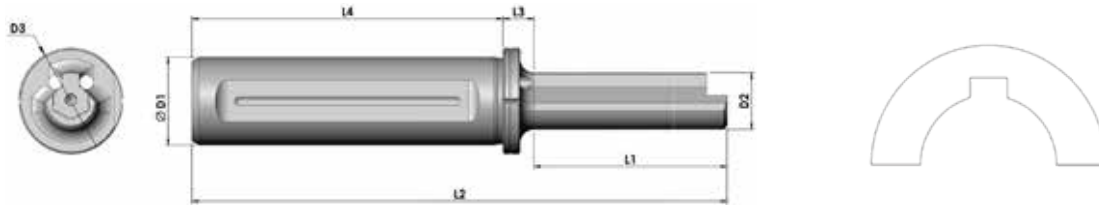
BOCCOLE PER TORNI (mm) - BUSHINGS FOR LATHES (mm)

Cod.	Per attacco Attachment	L1 (mm)	L2 (mm)	L3 (mm)	L4 (mm)	L5 (mm)	D1 (mm)	D2 (mm)	D3 (mm)	Peso Weight (g)
GR-BE32	STD	85	70	58	15	20	32 H7	48	25	300
GR-BE40	STD	95	80	66	15	20	40 H7	55	32	400
GR-BE50	STD	115	100	75	15	20	50 H7	65	32	1000
GR-BE60	STD	115	100	75	15	20	60 H7	80	32	1600
GR-BEV32	VDI	65	50	38	15	20	32 H7	48	25	280
GR-BEV40	VDI	80	65	51	15	20	40 H7	55	32	360

BOCCOLE PER TORNI (pollici) - BUSHINGS FOR LATHES (inches)

Cod.	Per attacco Attachment	L1 (inch)	L2 (inch)	L3 (inch)	L4 (inch)	L5 (inch)	D1 (inch)	D2 (inch)	D3 (inch)	Peso Weight (g)
GR-BE1P14	STD	3,346	2,756	2,283	0,591	0,787	1+1/4	2,165	0,984	300
GR-BE1P12	STD	3,74	3,15	2,598	0,591	0,787	1+1/2	2,165	1,26	329
GR-BE2P	STD	4,528	3,937	2,953	0,591	0,787	2	2,559	1,26	978
GR-BEV1P14	VDI	2,559	1,969	1,496	0,591	0,787	1+1/4	2,165	0,984	267
GR-BEV1P12	VDI	3,15	2,559	2,008	0,591	0,787	1+1/2	2,165	1,26	329
GR-BEV2P	VDI	3,74	3,15	2,165	0,591	0,787	2	2,559	1,26	871

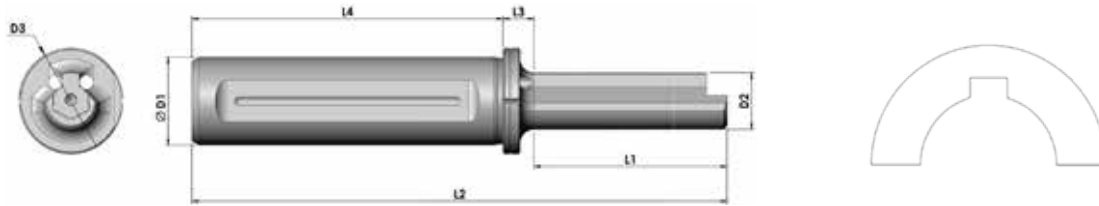
PORTA INSERTO PER REALIZZARE SEDE RETTANGOLARE (mm) INSERT HOLDER FOR CREATING A RECTANGULAR SHAPE (mm)



Cod.	mm		L1 (mm)	L2 (mm)	L3 (mm)	L4 (mm)	D1 (mm)	D2 (mm)	D3 (mm)	Foro minimo Min hole (mm)	Peso Weight (g)	
GR-FTM16-02	16	-	25	74	9	40	16	6,5	24	7,5	88	
GR-FTM20-02	20	-	25	84	9	50	20	6,5	24	7,5	145	
GR-FTM25-02	25	-	25	124	9	90	25	6	30	7	382	
GR-FTM32-02	32	-	25	134	9	100	32	6	37	7	600	
GR-FTM16S-02	16	S	17,5	66,5	9	40	16	6,5	24	7,5	85	
GR-FTM20S-02	20	S	17,5	76,5	9	50	20	6,5	24	7,5	140	
GR-FTM25L-02	25	L	34,5	133,5	9	90	25	6	30	7	354	
GR-FTM32L-02	32	L	34,5	143,5	9	100	32	6	37	7	654	
GR-FTM25GC-02	25	GC	25	89	9	55	25	6,5	30	7,5	344	
GR-FTM25GCL-02	25	GCL	34,5	98,5	9	55	25	6,5	30	7,5	396	
GR-FTM16-03	16	-	30	79	9	40	16	7,8	24	8,9	100	
GR-FTM20-03	20	-	30	89	9	50	20	7,8	24	8,9	150	
GR-FTM25-03	25	-	30	129	9	90	25	8	30	8,7	368	
GR-FTM32-03	32	-	30	139	9	100	32	8	37	8,7	613	
GR-FTM16S-03	16	S	21	70	9	40	16	7,8	24	8,9	90	
GR-FTM20S-03	20	S	21	80	9	50	20	7,8	24	8,9	145	
GR-FTM25L-03	25	L	40	139	9	90	25	8	30	8,7	360	
GR-FTM32L-03	32	L	40	149	9	100	32	8	37	8,7	678	
GR-FTM25GC-03	25	GC	30	94	9	55	25	7,8	30	8,9	299	
GR-FTM25GCL-03	25	GCL	40	104	9	55	25	7,8	30	8,9	334	
GR-FTM16-04	16	-	40	89	9	40	16	10	24	11	108	
GR-FTM20-04	20	-	40	99	9	50	20	10	24	11	165	
GR-FTM25-04	25	-	40	139	9	90	25	10	30	11	368	
GR-FTM32-04	32	-	40	149	9	100	32	10	37	11	672	
GR-FTM16S-04	16	S	28	77	9	40	16	10	24	11	100	
GR-FTM20S-04	20	S	28	87	9	50	20	10	24	11	154	
GR-FTM25L-04	25	L	56	155	9	90	25	10	30	11	377	
GR-FTM32L-04	32	L	56	165	9	100	32	10	37	11	684	
GR-FTM25GC-04	25	GC	40	104	9	55	25	10	30	11	316	
GR-FTM25GCL-04	25	GCL	56	120	9	55	25	10	30	11	350	
GR-FTM16-05	16	-	46	95	9	40	16	12	24	13	110	
GR-FTM20-05	20	-	46	105	9	50	20	12	24	13	175	
GR-FTM25-05	25	-	46	145	9	90	25	12	30	13	382	
GR-FTM32-05	32	-	46	155	9	100	32	12	37	13	696	
GR-FTM16S-05	16	S	33	82	9	40	16	12	24	13	100	
GR-FTM20S-05	20	S	33	92	9	50	20	12	24	13	158	
GR-FTM25L-05	25	L	66	165	9	90	25	12	30	13	408	

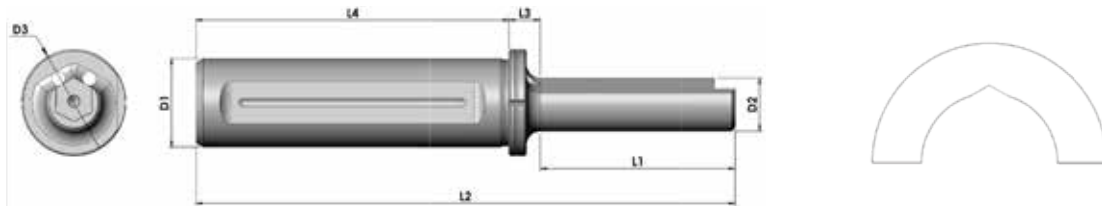
Cod.	mm		L1 (mm)	L2 (mm)	L3 (mm)	L4 (mm)	D1 (mm)	D2 (mm)	D3 (mm)	Foro minimo Min hole (mm)	Peso Weight (g)	
GR-FTM32L-05	32	L	66	175	9	100	32	12	37	13	771	
GR-FTM25GC-05	25	GC	46	110	9	55	25	12	30	13	345	
GR-FTM25GCL-05	25	GCL	66	130	9	55	25	12	30	13	399	
GR-FTM16-06	16	-	56	105	9	40	16	16	24	17,5	158	
GR-FTM20-06	20	-	56	115	9	50	20	16	24	17,5	214	
GR-FTM25-06	25	-	56	155	9	90	25	16	30	17,5	428	
GR-FTM32-06	32	-	56	165	9	100	32	16	37	17,5	725	
GR-FTM16S-06	16	S	39	88	9	40	16	16	24	17,5	145	
GR-FTM20S-06	20	S	39	98	9	50	20	16	24	17,5	202	
GR-FTM25L-06	25	L	81	180	9	90	25	16	30	17,5	453	
GR-FTM32L-06	32	L	81	190	9	100	32	16	37	17,5	765	
GR-FTM25GC-06	25	GC	56	120	9	55	25	16	30	17,5	305	
GR-FTM25GCL-06	25	GCL	81	145	9	55	25	16	30	17,5	348	
GR-FTM20-08	20	-	68	127	9	50	20	16	24	22	280	
GR-FTM25-08	25	-	68	167	9	90	25	20	30	21,5	488	
GR-FTM32-08	32	-	68	177	9	100	32	20	37	21,5	820	
GR-FTM20S-08	20	S	48	107	9	50	20	16	24	22	225	
GR-FTM25L-08	25	L	100	199	9	90	25	20	30	21,5	574	
GR-FTM32L-08	32	L	100	209	9	100	32	20	37	21,5	868	
GR-FTM25GC-08	25	GC	68	132	9	55	25	20	30	22	443	
GR-FTM25GCL-08	25	GCL	100	164	9	55	25	20	30	22	488	
GR-FTM25-10	25	-	86	185	9	90	25	25	32	28	607	
GR-FTM32-10	32	-	86	195	9	100	32	25	37	28	935	
GR-FTM25L-10	25	L	126	225	9	90	25	25	32	28	647	
GR-FTM32L-10	32	L	126	235	9	100	32	25	37	28	1097	
GR-FTM25-12	25	-	104	203	9	90	25	30	35	32	824	
GR-FTM32-12	32	-	104	213	9	100	32	30	37	32	1157	
GR-FTM25L-12	25	L	161	260	9	90	25	30	35	32	1131	
GR-FTM32L-12	32	L	161	270	9	100	32	30	37	32	1407	
GR-FTM25-1416	25	-	126	225	9	90	25	35	37	37	1211	
GR-FTM32-1416	32	-	126	235	9	100	32	35	37	37	1300	
GR-FTM25L-1416	25	L	180	289	9	90	25	35	37	37	1585	
GR-FTM32L-1416	32	L	180	299	9	100	32	35	37	37	1748	
GR-FTM32-1825	32	-	140	249	9	100	32	40	45	45	1903	
GR-FTM32L-1825	32	L	200	309	9	100	32	40	45	45	2189	

PORTA INSERTO PER REALIZZARE SEDE RETTANGOLARE (pollici) INSERT HOLDER FOR CREATING A RECTANGULAR SHAPE (inch)



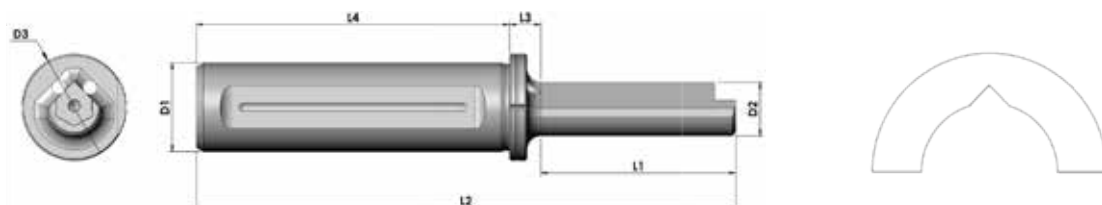
Cod.	inch		L1 (mm)	L2 (mm)	L3 (mm)	L4 (mm)	D1 (inch)	D2 (mm)	D3 (mm)	Foro minimo Min hole (mm)	Peso Weight (g)	
G-UT-02	1"	-	25	124	9	90	1" (25,4)	6	30	7	382	
	1"	L	34,5	133,5	9	90	1" (25,4)	6	30	7	354	
	1-1/4"	-	25	134	9	100	1-1/4" (31,75)	6	37	7	600	
	1-1/4"	L	34,5	143,5	9	100	1-1/4" (31,75)	6	37	7	654	
G-UT-03	1"	-	30	129	9	90	1" (25,4)	8	30	8,7	368	
	1"	L	40	139	9	90	1" (25,4)	8	30	8,7	360	
	1-1/4"	-	30	139	9	100	1-1/4" (31,75)	8	37	8,7	613	
	1-1/4"	L	40	149	9	100	1-1/4" (31,75)	8	37	8,7	678	
G-UT-04	1"	-	40	139	9	90	1" (25,4)	10	30	11	368	
	1"	L	56	155	9	90	1" (25,4)	10	30	11	377	
	1-1/4"	-	40	149	9	100	1-1/4" (31,75)	10	37	11	672	
	1-1/4"	L	56	165	9	100	1-1/4" (31,75)	10	37	11	684	
G-UT-05	1"	-	46	145	9	90	1" (25,4)	12	30	13	382	
	1"	L	66	165	9	90	1" (25,4)	12	30	13	408	
	1-1/4"	-	46	155	9	100	1-1/4" (31,75)	12	37	13	696	
	1-1/4"	L	66	175	9	100	1-1/4" (31,75)	12	37	13	771	
G-UT-06	1"	-	56	155	9	90	1" (25,4)	16	30	17,5	428	
	1"	L	81	180	9	90	1" (25,4)	16	30	17,5	453	
	1-1/4"	-	56	165	9	100	1-1/4" (31,75)	16	37	17,5	725	
	1-1/4"	L	81	190	9	100	1-1/4" (31,75)	16	37	17,5	765	
G-UT-08	1"	-	68	167	9	90	1" (25,4)	20	30	21,5	488	
	1"	L	100	199	9	90	1" (25,4)	20	30	21,5	574	
	1-1/4"	-	68	177	9	100	1-1/4" (31,75)	20	37	21,5	820	
	1-1/4"	L	100	209	9	100	1-1/4" (31,75)	20	37	21,5	868	
G-UT-10	1"	-	86	185	9	90	1" (25,4)	25	32	28	607	
	1"	L	126	225	9	90	1" (25,4)	25	32	28	647	
	1-1/4"	-	86	195	9	100	1-1/4" (31,75)	25	37	28	935	
	1-1/4"	L	126	235	9	100	1-1/4" (31,75)	25	37	28	1097	
G-UT-12	1"	-	104	203	9	90	1" (25,4)	30	35	32	824	
	1"	L	161	260	9	90	1" (25,4)	30	35	32	1131	
	1-1/4"	-	104	213	9	100	1-1/4" (31,75)	30	37	32	1157	
	1-1/4"	L	161	270	9	100	1-1/4" (31,75)	30	37	32	1407	
G-UT-14/16	1"	-	126	225	9	90	1" (25,4)	35	37	37	1211	
	1"	L	180	289	9	90	1" (25,4)	35	37	37	1585	
	1-1/4"	-	126	235	9	100	1-1/4" (31,75)	35	37	37	1300	
	1-1/4"	L	180	299	9	100	1-1/4" (31,75)	35	37	37	1748	
G-UT-18/25	1-1/4"	-	140	249	9	100	1-1/4" (31,75)	40	45	45	1903	
	1-1/4"	L	200	309	9	100	1-1/4" (31,75)	40	45	45	2189	

PORTA INSERTO PER REALIZZARE SEDE ESAGONALE INSERT HOLDER FOR CREATING HEXAGONAL SHAPE



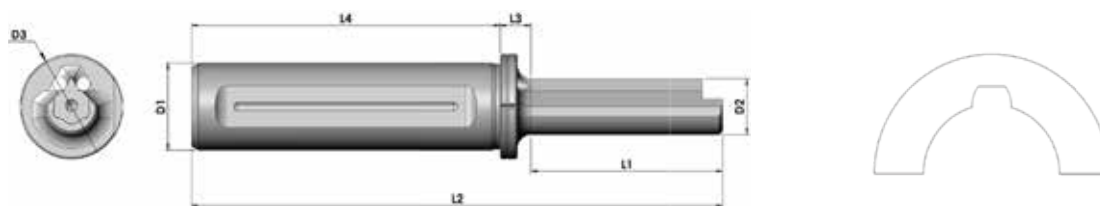
Cod.	L1 (mm)	L2 (mm)	L3 (mm)	L4 (mm)	D1 (mm)	D2 (mm)	D3 (mm)	Foro minimo Min hole (mm)	Peso Weight (g)
GR-FTE25-1125	30	129	9	90	25	8	30	9	388
GR-FTE32-1132	30	139	9	100	32	8	38	9	673
GR-FTE25-1725	40	139	9	90	25	10	30	11	368
GR-FTE32-1732	40	149	9	100	32	10	38	11	672
GR-FTE25-1728	56	155	9	90	25	15	30	17	647
GR-FTE32-1728	56	165	9	100	32	15	38	17	935
GR-FTE25-2837	86	185	9	90	25	25	30	28	1,39
GR-FTE32-2837	86	195	9	100	32	25	38	28	1,157
GR-FTE25-3745	126	225	9	90	25	35	45	37	1,49
GR-FTE32-3745	126	235	9	100	32	35	38	37	1,85
GR-FTE32-4570	140	249	9	100	32	40	45	45	1,95

PORTA INSERTO PER REALIZZARE SEDE QUADRATA INSERT HOLDER FOR CREATING A SQUARE SHAPE



Cod.	L1 (mm)	L2 (mm)	L3 (mm)	L4 (mm)	D1 (mm)	D2 (mm)	D3 (mm)	Foro minimo Min hole (mm)	Peso Weight (g)
GR-FTQ25-0810	30	129	9	90	25	7,25	30	PN-1	368
GR-FTQ32-0810	30	139	9	100	32	7,25	38	PN-1	673
GR-FTQ25-1013	40	139	9	90	25	8,6	30	PN-1	368
GR-FTQ32-1013	40	149	9	100	32	8,6	38	PN-1	672
GR-FTQ25-1316	50	149	9	90	25	12	30	PN-2	428
GR-FTQ32-1316	50	159	9	100	32	12	38	PN-2	725
GR-FTQ25-1619	52	151	9	90	25	15	30	PN-2	647
GR-FTQ32-1619	52	161	9	100	32	15	38	PN-2	935
GR-FTQ25-1927	86	185	9	90	25	18,5	30	PN-3	824
GR-FTQ32-1927	86	195	9	100	32	18,5	38	PN-3	1,157
GR-FTQ25-2737	100	199	9	90	25	25	30	PN-4	1,39
GR-FTQ32-2737	100	209	9	100	32	25	38	PN-4	1,49
GR-FTQ32-3750	140	249	9	100	32	35	45	PN-5	1,903

PORTA INSERTO PER REALIZZARE PROFILI SCANALATI INSERT HOLDER FOR CREATING GROOVED PROFILES

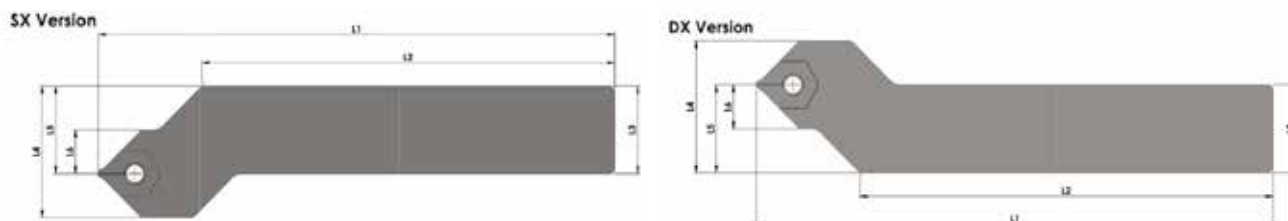


Cod.	L1 (mm)	L2 (mm)	L3 (mm)	L4 (mm)	D1 (mm)	D2 (mm)	D3 (mm)	Foro minimo Min hole (mm)	Peso Weight (g)
GR-FTS25-02	25	124	9	90	25	6,5	30	7	382
GR-FTS32-02	25	134	9	100	32	6,5	37	7	600
GR-FTS25-03	30	129	9	90	25	8	30	8,5	368
GR-FTS32-03	30	139	9	100	32	8	37	8,5	673
GR-FTS25-04	40	139	9	90	25	10	30	10,5	368
GR-FTS32-04	40	149	9	100	32	10	37	10,5	672
GR-FTS25-05	46	145	9	90	25	12	30	12,5	382
GR-FTS32-05	46	155	9	100	32	12	37	12,5	698
GR-FTS25-06	56	155	9	90	25	16	30	16,5	428
GR-FTS32-06	56	165	9	100	32	16	37	16,5	725
GR-FTS25-08	68	162	9	90	25	20	30	21	488
GR-FTS32-08	68	172	9	100	32	20	37	21	820
GR-FTS25-10	86	185	9	90	25	25	30	28	647
GR-FTS32-10	86	195	9	100	32	25	37	28	935
GR-FTS25-12	102	203	9	90	25	30	30	33	824
GR-FTS32-12	102	213	9	100	32	30	37	33	1157
GR-FTS25-1416	126	221	9	90	25	35	37	38	1211
GR-FTS32-1416	126	231	9	100	32	35	37	38	1490
GR-FTS32-1825	140	249	9	100	32	40	45	42	1903

La scelta del porta inserto sarà determinata dal foro minimo di entrata del pezzo da lavorare: suggeriamo di acquistare l'utensile con il diametro (D2) più vicino al valore di tale foro.

The choice of insert holder will be determined by the minimum entry hole of the workpiece: we recommend purchasing the tool with the diameter (D2) closest to the value of this hole.

PORTA INSERTO PER ESTERNO INSERT HOLDER FOR EXTERNAL



Cod.	L1 (mm)	L2 (mm)	L3 (mm)	L4 (mm)	L5 (mm)	L6 (mm)
GR-FTO20D	150	110	20x20	32,5	20	12,5
GR-FTO20S	150	110	20x20	32,5	20	12,5
GR-FTO25D	150	110	25x25	37,5	25	12,5
GR-FTO25S	150	110	25x25	37,5	25	12,5



IMMERGITI A 360° NEL MONDO GERARDI - 360° EXPERIENCE IN THE GERARDI WORLD



virtual reality



many contents



24h accessible

Visita il nostro showroom in qualunque momento!

Immergiti completamente nel mondo Gerardi e scopri tutti i prodotti Workholding e Tooling presenti nel nostro showroom attraverso il nuovo tour virtuale 360°.

Visualizza i molteplici contenuti multimediali e resta sempre aggiornato!

Visit our showroom anytime you want !

Immerse yourself in the Gerardi world and discover all the Workholding and Tooling products displayed in our showroom through our 360° virtual tour. Find out all the multimedia contents and stay up to date!



WINDOWS / IOS



ANDROID / IPHONE

